



Formerly A. O. Smith Electrical Products Company

Farm Rated® Motors 1401C



A Regal Brand



Farm Rated® Motor Cross Reference

CENTURY CAT. NO.	BALDOR	WEG	DAYTON	NIDEC/USEM	MARATHON	LEESON
486A	YPC164A		4M196		X923	191891.00
647A	YPC264A				X924	191892.00
648A	YPC244A				X925	191912.00
914L						191872.00
915L						191875.00
9451A	YPC144A		4M254		X920	191872.00
9452A	YPC344A		4M256		X922	191873.00
970A	YPC244A		4M255		X921	191671.00
B221	AFL3520A		4K058	FD34CA1PZ	C1467	111332.00
B221	CHC3528A					111322.00
B587						113939.00
B592						113939.00
C042A	CHC3413A		1YAZ4		H649/X024/X030	100803.00
C043A	CHC3416A	.3318ES1BRBPF4	1YAZ5		H648/X025/X031	100804.00
C044A	CHC3524A	.5018ES1BRBPF56	1YAZ6		H647/X026/X032	111323.00
C045A	CHC3414A				X027	100824.00
C046A	CHC3417A				X028	100825.00
C047A	CHC3525A				X029	111321.00
C048	CHC3526A					111919.00
C310	FDL3501M	.3318ES1RFDB56	ITMY2	FD13CM2P	F101	113256.00
C310C	CFDL3501M		1TMW3			116485.00
C311	FDL3504M	.5018ES1RFDB56	ITMY3	FD12CM2P	F102	110086.00
C311C	CFDL3504M		1TMW5			116486.00
C312	FDL3507M	.7518ES1RFDB56	1TMY4	FD34CM2P	F103	110087.00
C312C	CFDL3507M		1TMW7			116487.00
C313	FDL3510M	00118ES1RFDD56	1TMY5	FD1CM2PZ	F104	110088.00
C313C	CFDL3510M		1TMW9			116488.00
C314	FDL3514TM	00158ES1RFDF56H	ITMY6	FD32CM2PZ	F105	110089.00
C314C	CFDL3514M		1TMX2			116489.00
C317V1	GSL3509M		1TMY6		X902	111330.00
C319	FDL3516TM	00218ES1RFDF145T	ITMW1	FD2CM2PHZ	Z128	110090.00
C330	ANFL3501M	.3318ES1RAD56N	3K994	FD138M2PZYR	C1291	101435.00
C331	ANFL3504M	.5018ES1RAD56N	3K995	FD12CM2PZYR	C1292	101436.00
C332	ANFL3507M	.7518ES1RAD56N	3K996	FD34CMP2PZYR	C1293	101437.00
C333	ANFL3510M	00118ES1RAD56N	4K121	8838	C1294	113302.00
C337						114932.00
C338	IR3507M					114932.00
C339	IR3510M					114933.00
C340						113280.00
C340	ANFL3514M	00118ES1RAD56N	2K351	FD32CM2PHZY	C1295	113301.00/113301.00
C580					X913	M009580.00
C581						M009581.00
C582						M009782.00
C588					X912	
F500L					X904	
F501					X900	
F683	CHC3417A				X028	100825.00
K102	FDL3510TM	00118ES1RFD143T	1TMV9	FD1CM2P14	Z123	121569.00
K103,K104	FDL3514M	00158ES1RFD145T	ITMX5	FD32CM2P14	Z118	113938.00
K116	AFL3524A			FD3CA1K14	C1275	120376.00
K117	AFL3522A			FD32CA1P14	C1273	120374.00
K118	AFL3523A			FD2CA1P14	C1274	120375.00
K204/K213	FDL3611TM	00218ES1RFD182T	1TMX6	FD2CM2P18	Z112	131541.00
K205/K214	FDL3619TM	00318ES1DFD184T	ITMX8	FD3CM2K18	Z113	131542.00
K208/K215	FDL3612TM	00518ES1DFD184T	1TMY7	FD5CM2K18	Z121	131543.00
K213	FDL3611TM	00218ESR1RFD182T	1TMV8	FDU2CM2P18Z	Z119	131541.00
K214	FDL3610TM	00318ES1DFD184T	1TMV2	FDU3CM2K18	Z120	131542.00
K220	UCL570		1YBV2	FDCM1K18Z	Z305	131847.00
K221	UCL710		1YBV3	FDCM1K18Z	Z307	131848.00
K236						101651.00
K300	FDL3731M	00518ES1DFD215T	ITMV4	FDU5CM2K21Z	Z117	140203.00/140223.00
K301	FDL3732M	00718ES1DFD215TZ	1TMV5	FDU7CM2K21Z	Z115	140209.00
K302	FDL3737TM	01018ES1DFD215T	1TMV6	FDU10CM2K21	Z116	140414.00
K311	L3710T	00718ES1DFD215T	1TMY8	FD7CM2K21	Z122	140707.00
K312	L3712T		1TMY9			140708.00
K321	UCL710		1YBV4		Z308	140640.00
PD6104AV3	AFL3521A			FD1CA1PZ		111333.00
PD6104V2		0118ES1BRBPF56				111267.00
R243	UCM713				Y303	131850.00
R244	UCM575				Y302	131849.00
R327	UCM1014/UCME1014				Y304	140641.00
V209	L1410T				Z124	131537.00
V303	GDL1610T				Z126	140311.00
V305	GDL1607T				Z125	140155.00

For additional cross reference information go to www.centuryelectricmotor.com

TESTIMONIALS

Livestock and Poultry Farm

Stachler Farm has been using in excess of 100 Century motors on his poultry and cattle farm since 1993 without a single replacement.

With coverage like that, Bill enjoys more time with his family and friends and occasionally a NASCAR race.

~ Bill Stachler
St. Henry, OH

Distributor of Farm Rated Products

Century carries a wide range of farm duty motors. We use a lot of the small aeration fan motors and single phase auger motors. The product they sell is of very good quality. We have had very few problems with the motors we sell. If we do have a problem Century does a good job of taking care of it right away. I would recommend Century to anyone looking for a good quality farm duty motor.

~ Kevin Killingsworth
Fremont, NE



TESTED





**BELTED
MOTORS
PAGE 5**



**AERATION FAN
MOTORS
PAGE 1**

PROVEN





AUGER DRIVE
MOTORS
PAGE 3



CROP DRYER
MOTORS
PAGE 4

RELIABLE



MILK PUMP
MOTORS
PAGE 10



Table of Contents

Aeration Fan Motors

Single Phase – Capacitor Start – TEAO – Rigid Base	
Three Phase – TEAO – Rigid Base.....	1

Air Compressor Motors

Single Phase – ODP – Rigid Base	
Three Phase – ODP – Rigid Base	
Single Phase – OEM Replacement – Capacitor Start – ODP – Rigid Base	2

Auger Drive Feed Line Motors

Single Phase – Capacitor Start – Three Phase – TEFC/TENV – No Base	3
--	---

Centrifugal Fan Motors

Single Phase – Three Phase – ODP – Rigid Base.....	3
--	---

Cow Cooler Motors

Single Phase – Capacitor Start – Single Speed – TEAO – Rigid Base	
Single Phase – Capacitor Start – Two Speed – TEAO – Rigid Base	4

Crop Dryer Motors

Single Phase – Permanent Split Capacitor – OAO – Rigid Base	
Single Phase – Permanent Split Capacitor – TEAO – Rigid Base	
Three Phase – TEAO – Rigid Base	4

Farm Building Belted Ventilation Motors

Single Phase – Split Phase – TEAO – Resilient Base	
Single Phase – Capacitor Start – TEAO – Resilient and Rigid Base	5

Farm Building Direct Drive Ventilation Fan Motors

Single Phase – Permanent Split Capacitor – TEAO – Resilient Base	
Single Phase – Permanent Split Capacitor – OAO/TEAO – Resilient and Rigid Base	
Single Phase – Split Phase – OAO – No Base	
Single Phase – Permanent Split Capacitor – TEAO – Rigid Base	6

Farm Rated Motors

Single Phase – Capacitor Start – TEFC – Rigid Base	
Single Phase – Capacitor Start – TEFC – Rigid Base – C-Face	
Single Phase – High Torque – TEFC – Rigid Base.....	7
Single Phase – Extra High Torque – TEFC – Rigid Base	
Single Phase – Extra High Torque – TEFC – Rigid Base – C-Face.....	8

Grain Stirring Motors

Single Phase – Capacitor Start – TEFC – Rigid Base.....	9
---	---

Instant Reverse Motors

Single Phase – Capacitor Start – Solid State Switch – TEFC – Rigid Base	9
---	---

Milk Pump Motors

Single Phase – Permanent Split Capacitor – Three Phase – TENV – Rigid Base	
PMDC – 95-Volt – Zero Tank Replacement – TENV – No Base	10

Pedestal Fan Motors

Single Phase – Permanent Split Capacitor/Split Phase – TE/ODP – Yoke Mount.....	11
---	----

Poultry Duty Motors

Single Phase – TEAO – Rigid/Resilient Base	12
--	----

Pressure Washer Motors

Single Phase – ODP – Rigid Base	
Single Phase – ODP – C-Face End Bracket	
Single Phase – TEFC – C-Face End Bracket	13

Three Phase Motors

Three Phase – TENV/TEFC – Rigid Base.....	14
PMDC – 90/180-Volt – TEFC – Removable Rigid Base	14
Three Phase – Paint Free – TENV – No Base.....	14

General Purpose IHP Motor Dimensions

Single and Three Phase 143T-449T	15
--	----

NEMA Frame Assignments

.....	16
-------	----

Pulley Speed Chart

.....	17
-------	----

Statement of Warranty Policy..... Inside Back Cover

Aeration Fan Motors by Century®

Fan Duty Only – Single & Three Phase – Totally-Enclosed Air-Over Rigid Base – 3600 RPM – 1/2 thru 3-4 HP

Features: • Ball Bearings • Class B Insulation • 60 Hz • Service Factor 1.0 • 40°C Ambient • Reversible


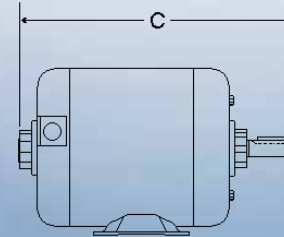


Applications: Direct replacement for many OEM models.

HP	RPM	Volts	Full Load Amps	Frame	Stock Number	Wt.	Shaft Diameter and Length	Overload Protector	"C" Dim.	Notes
Single Phase										
1/2	3600	115/230	6.4/3.2	48Z	B666	20	1/2" x 2"	Auto	10.4	14,45
1/2	3600	115/230	5.8/2.9	56	B220	22	5/8" x 1-7/8"	Auto	11.1	70
3/4	3600	115/230	8.0/4.0	56	B221	28	5/8" x 1-7/8"	Auto	11.4	70
1	3600	115/230	9.2/4.6	56	B222	31	5/8" x 1-7/8"	Auto	12.2	70
1-1/2	3600	230	6.5	143T	K117	34	7/8" x 2-1/4"	Auto	12.6	70,182
2	3600	230	8.4	145T	K118	36	7/8" x 2-1/4"	Auto	13.1	70,182
3-4	3600	230	12.4-17.0	145T	K112	39	7/8" x 2-1/4"	Thermostat	13.8	5,116,182,\$
3	3600	230	15.4	145T	K116	44	7/8" x 2-1/4"	Thermostat	13.8	70,116,182
Three Phase										
3/4	3600	208-230/460	2.6-2.4/1.2	56	H041	24	5/8" x 1-7/8"	None	11.1	
1	3600	208-230/460	2.8-2.7/1.35	56	H042	28	5/8" x 1-7/8"	None	11.1	
1-1/2	3600	208-230/460	4.4-4.2/2.1	143T	R180	31	7/8" x 2-1/4"	Thermostat	12.1	116,182
2	3600	208-230/460	7.1-6.8/3.4	145T	R181	35	7/8" x 2-1/4"	Thermostat	12.1	116,182
3-4	3600	230/460	8.4/4.2	145T	R155	34	7/8" x 2-1/4"	Thermostat	12.1	116,177,182

Notes:

- 5. \$ Energy efficient two value capacitor start capacitor run motor
- 14. Totally enclosed, non-ventilated
- 45. Capacitor start
- 70. Permanent split capacitor
- 116. Temperature sensitive thermostat with two leads for connection to external control
- 177. Meets the requirements of the Energy Policy Act of 1992
- 182. Locked bearing on drive end



Air Compressor Motors by Century®

OEM Special Replacements – Dripproof – Rigid Base – Single Phase Capacitor Start/Capacitor Run



B385

Features:

Non-Reversible—Connected for CW Facing End Opposite Shaft • Energy Efficient \$ • 60 HZ • 40°C Ambient • Class B Insulation • Manual Protector

HP	RPM	Volts	Full Load Amps	Service Factor	Frame	Stock Number	Wt.	Sears Part Number	"C" Dim.	Notes
2 SPL	3600	115/230	15.0/7.5	1.0	56	B381	27		11.3	\$
3 SPL	3600	115/230	15.0/7.5	1.0	56	B383	30		11.6	\$
5 SPL	3600	208-230	15.0	1.0	56	B385	37		12.6	\$

Rigid Base – 3600 & 1800 RPM – 1/2 thru 6 HP Single Phase

Features:

- Ball Bearings
- 60 Hz
- Class B or F Insulation
- 40°C Ambient
- Continuous Duty
- Rigid Base
- Open Construction



CP1152L



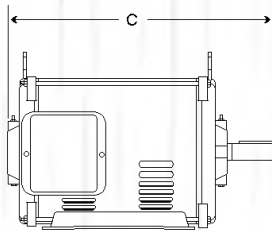
B813

Applications: Designed for air compressor loads. May be suitable for other applications having similar loads.

HP	RPM	Volts	Full Load Amps	Service Factor	Frame	Stock Number	Overload Protector	Rotation	Wt.	"C" Dim.	Efficiency	Notes
1/2	3600	115/230	9.6/4.8	1.00	56	B685	Manual	CWLE	18	11.0		233
3/4	3600	115/230	12.5/6.75	1.00	56	CP1072L	Manual	REV	24	10.6		233
1	3600	115/230	12.0/6.0	1.00	56	CP1102L	Manual	REV	26	11.4		233
1-1/2	3600	115/230	12.5/6.3	1.00	56	CP1152L	Manual	REV	32	11.9		85,\$,233
2	3600	115/230	22.2/11.1	1.00	56	CP1202L	Manual	REV	32	12.7		233
3	3600	208/230	13.1/12.3	1.00	56	CP1302L	Manual	REV	33	12.7		85,\$,233
	1800	115/230	34.0/17.0	1.15	184T	V201	None	REV	78	14.7	77.0	233
5	3600	230	19.7	1.00	56HZ	CP1502L	Manual	REV	44	14.1		15,85,\$,233
5	3600	230	22.0	1.00	56HZ	B813	Manual	CWLE	45	14.1		85,\$,233
5	3600	208-230	22.0	1.15	56HZ	B386	Manual	CWLE	37	14.6		85,\$,233
5	3600	208-230	22.0	1.15	56Y	B384	Manual	CWLE	50	14.6		85,97,320,\$,233
5	3600	230	25.6	1.15	184T	V211	None	REV	82	14.7	77.0	233
	1800	230	22.0	1.15	184T	V208	None	REV	84	15.0	82.0	85,\$,87
6	3600	230	24.0	1.00	56Y	B387	Manual	CWLE	53	14.6		85,97,298,\$,233
SPL	3450	230	15.0	1.00	56H	CP1502LV1	Manual	REV	37	12.8		85,180,\$,233

Notes:

- 15. 56HZ = 7/8" x 2-1/4" Shaft
- 85. Energy efficient \$ - capacitor start/run
- 87. Class F insulation
- 97. 182T and 184T mounting holes, 4.5" shaft height
- 180. Low AMP replacement for a variety of O.E.M. "Special" and "SPL 5" horsepower requirements
- 233. Class B insulation
- 298. 2-1/4" x 7/8" keyed shaft
- 320. 56Y = 7/8" diameter keyed shaft, 2.25" long



Auger Drive Feed Line Motors by Century®

**Direct Drive – Capacitor Start – Totally Enclosed Fan Cooled
No Base – 1800 RPM – 1/3 thru 1-1/2 HP**



C332

Features:

- Three Phase • New “N” Flange Bracket • Torque Switch and Governor • Double Sealed Ball Bearing • 60 Hz
- High Starting Torque • Service Factor 1.0 • Reversible • Manual Reset • Class B Insulation • 40°C Ambient

Applications: Designed for direct drive poultry and swine auger feeding systems.

HP	RPM	Volts	Full Load Amps	Frame	Stock Number	Base/ Mounting	Enclosure	Shaft Dia. & Length	Insulation Class	Overload Protector	Rotation	“C” Dim	Notes
Single Phase													
1/3	1725	115/230	5.5/2.8	56N	C330	Round Frame	TENV	1/2" x 1-3/4"	B	Manual	RCC	9.6	
1/2	1725	115/230	7.2/3.6	56N	C331	Round Frame	TEFC	1/2" x 1-3/4"	B	Manual	RCC	12.4	
3/4	1725	230/115	5.2/10.4	56N	C332	Round Frame	TEFC	1/2" x 1-3/4"	B	Manual	RCC	12.4	
1	1725	230/115	6.0/12.0	56N	C333	Round Frame	TEFC	5/8" x 2.10"	B	Manual	RCC	13.3	
1 1/2	1725	230/115	6.6/13.2	56N	C340	Round Frame	TEFC	5/8" x 2.10"	B	Manual	RCW	14.5	
Three Phase													
1/3	1725	200-230/460	1.2-1.2/0.6	56N	C345	Round Frame	TENV	1/2" x 1-3/4"	B	Manual	RCC	9	NEW!
1/2	1725	200-230/460		56N	C346	Round Frame	TEFC		B	Manual	RCC		NEW!
3/4	1725	200-230/460		56N	C347	Round Frame	TEFC		B	Manual	RCC		NEW!
1	1725	200-230/460	3.1-3.0/1.5	56N	C348	Round Frame	TEFC	1/2" x 1-3/4"	B	Manual	RCC	11.41	NEW!
1 1/2	1725	200-230/460		56N	C349	Round Frame	TEFC		B	Manual	RCC		NEW!

Centrifugal Fan Motors by Century®

Single & Three Phase – Dripproof – Rigid Base – 1800 RPM – 5 thru 30 HP



E457

Features:

- Ball Bearings • Class B or F Insulation • 40°C Ambient
- 60 Hz • Reversible • Service Factor 1.15

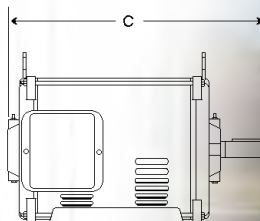
Applications: Centrifugal fans and blowers, barn coolers, poultry house coolers, livestock and poultry house temperature control.

HP	RPM	Volts	Full Load Amps	Frame	Stock Number	Type	Shaft Dia. & Length	Insulation Class	Rotation	“C” Dim.	Efficiency	Notes
Single Phase Capacitor Start Capacitor Run												
5	1745	230	22.0	184T	V209		1-1/8" x 2-7/8"	F	REV	15.0	82.0	5,\$
7 1/2	1750	230/460	32.0/16.0	215T	V305		1-3/8" x 3-1/2"	B	REV	17.3	86.0	5,80,\$
10	1750	230/460	38.0/19.0	215T	V303		1-3/8" x 3-1/2"	F	REV	17.9	86.5	5,80,\$
Three Phase												
5	1760	230/460	13.6/6.8	184T	E219	E+3(NP)	1-1/8" x 2-3/4"	F	CCW	13.7	89.5	
7 1/2	1760	230/460	19.4/9.7	213T	E317	E+3(NP)	1-3/8" x 3-3/8"	F	CCW	17.5	91.7	8
10	1755	230/460	25.2/12.6	215T	E397	E+3(NP)	1-3/8" x 3-3/8"	F	CCW	17.3	91.7	8
15	1770	230/460	37.8/18.9	254T	E451	E+3(NP)	1-5/8" x 4"	F	CCW	22.1	93.0	
20	1765	230/460	49.0/24.5	256T	E407	E+3(NP)	1-5/8" x 3-3/4"	F	CCW	22.1	93.6	23
25	1765	230/460	61.0/30.5	284T	E514	E+3(NP)	1-7/8" x 4-3/8"	F	CCW	24.3	93.6	23
30	1765	230/460	73.2/36.6	286T	E516V2	E+3(NP)	1-7/8" x 4-3/8"	F	CCW	25.8	94.1	

Notes:

- \$ Energy Efficient \$
- 5. \$ Energy efficient two value capacitor start, capacitor run motor
- 8. NEMA design A
- 23. Suitable for 200/400 volt and 50 HZ
- 80. Large capacitor/terminal box construction

Published efficiency on tri-voltage rated motors applies at 230/460 volts.
Performance at 200 or 208 volts may not be in accordance with NEMA standards.



Motors specially designed, tested and warranted to be **Corona-Free** for compatible inverter duty are marked on this page with a ⚡.

Cow Cooler Motors by Century®

Features:

- Ball Bearings
- Capacitor Start Capacitor Run
- Class B Insulation
- Low Starting Torque
- Reversible
- Rigid Base
- Service Factor 1.0
- Single Phase
- Totally Enclosed, Air Over
- 1 thru 1.5 / .44 HP
- 40°C Ambient
- 60 Hz
- 1800 & 1800/1200 RPM
- Energy Efficient \$



C594

Applications: Environments requiring air movement.

HP	RPM	Volts	Full Load Amps	Frame	Stock Number	Wt.	Overload Protector	"C" Dim.	Notes
Single Speed									
1	1800	115/230	9.6/4.8	56H	C593	38	Manual	12.69	\$
1-1/2	1800	115/230	17.0/8.5	56H	C594	38	Manual	12.69	\$
Two Speed									
1.0~.29	1800/1200	115	11.4/6.4	56H	C596	35	Manual	12.69	181,\$
1.0~.29	1800/1200	230	5.3/3.0	56H	C597	35	Manual	12.19	181,\$
1.5~.44	1800/1200	115	15.6/9.1	56H	C595	43	Manual	13.94	181,\$
1.5~.44	1800/1200	230	7.4/4.4	56H	C598	45	Manual	13.19	181,\$

Notes:

- 31. 40 degree C ambient
- 181. Loose lead construction



Crop Dryer Motors by Century®

Direct Drive Only – Single & Three Phase – Drip-proof Air-Over & Totally Enclosed Air-Over – Rigid Base – 3600 & 1800 RPM 5-7 thru 10-14 HP

Features:

- Ball Bearings
- 60 Hz
- 50°C Ambient
- Class F Insulation
- Service Factor 1.0
- Reversible
- Winding Thermostats
- Moisture Resistant
- Rust-Resistant Rotor
- Switchless Design
- Copper Wire Wound
- Shaft Drilled & Tapped in End
- Long Leads



K220

Applications: For tubeaxial and vaneaxial direct drive dryers.

HP	RPM	Volts	Full Load Amps	Frame	Stock Number	Wt.	Shaft Diameter and Length	"C" Dim.	Efficiency	Notes
Single Phase • Permanent Split Capacitor • Open Drip-proof Air-Over										
5-7	3600	200-230	32.0-28.0	184TZ	K220	84	1-1/8" x 4-1/2"	17.9	81.0	
7-10.5	3600	200-230	48.0-41.0	184TZ	K221	91	1-1/8" x 4-1/2"	18.8	82.0	
7.5-10.5	3600	200-230	43.0-38.0	215TZ	K320	125	1-1/8" x 4-1/2"	19.9	84.4	
10-12	1800	230	40.0-48.0	215TZ	K327	146	1-3/8" x 5-1/2"	21.9	83.0	31
10-14	3600	200-230	57.0-52.0	215TZ	K321	138	1-1/8" x 4-1/2"	20.9	86.5	
Single Phase • Permanent Split Capacitor • Totally Enclosed Air-Over										
7-10.5	3600	200-230	45.0-40.0	184TZ	K236	118	1-1/8" x 4-1/2"	21.0	83.5	
Three Phase • Totally Enclosed Air-Over										
5-7	3600	208-230/460	19.0-17.0/8.5	184TZ	R244	75	1-1/8" x 4-1/2"	17.1	84.0	
7-10.5	3600	208-230/460	27.0-25.0/12.5	184TZ	R243	70	1-1/8" x 4-1/2"	20.0	84.0	
10-14	3600	230/460	36.0/18.0	215TZ	R327	109	1-1/8" x 4-1/2"	20.0	88.0	

Farm Building Belted Ventilation Motors by Century®

Features:

- Automatic Reset Overload Protector
- Class B Insulation
- Resilient & Rigid Base
- Double Sealed Ball Bearings
- Extended Thru-Bolts 3/4" Past Nut
- Reversible
- Single Phase
- Split Phase & Capacitor Start Capacitor Run
- Totally Enclosed Air Over
- 1/3 thru 1 HP
- Service Factor 1.0
- 1800 RPM
- Energy Efficient \$
- 40°C Ambient
- 60 Hz



C580

Applications: Designed for dirty environments such as poultry houses, barns, etc. fan & belted fan only.

HP	RPM	Volts	Full Load Amps	Frame	Stock Number	Wt.	Base	"C" Dim.	Notes
SPLIT PHASE									
1/3	1800	230/115	2.2/4.4	48Z	F500L	13	Cushion	11.21	141
1/2	1800	230/115	3.5/7.0	56Z	F501	24	Cushion	11.07	141
1/2	1800	230/115	3.5/7.0	56	F502	25	Cushion	11.07	
CAPACITOR START CAPACITOR RUN									
1/2	1800	115/230	6.4/3.2	56	C588	33	Cushion	11.44	\$
1/2	1800	230/115	3.2/6.4	56	C580	30	Rigid	11.44	\$
3/4	1800	230/115	3.6/7.2	56	C581	35	Rigid	11.94	\$
1	1800	230/115	4.8/9.6	56	C582	39	Rigid	12.44	\$
1	1800	230/115	4.3/8.6	56	C782	39	Rigid	12.19	1,312,\$
1	1725/1425	230/115	4.3/8.6/5.2/10.4	56	C782RB	-	Removable	12.20	6,\$ New!

Notes:

1. Item to be discontinued when stock is depleted
141. Shaft diameter is 1/2", N=1.94" with .04" deep flat 1.88" long
312. 1.40 Service Factor



Farm Building Belted Motors by Century®

Farm Building Direct Drive Ventilation Fan Motors by Century®

Features:

- Auto Protector
- Class B Insulation
- Direct Drive
- Double Sealed Ball Bearings
- Extended 10-32 Thru-bolts 3/4" Past Nut
- Fully Gasketed
- Reversible
- Service Factor 1.0
- Single Phase
- 60 Hz
- 40°C Ambient
- Totally Enclosed, Air Over

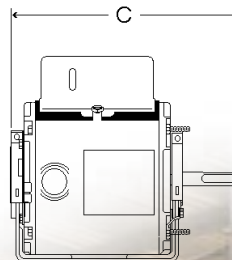


Applications: Designed for farm air movement applications.

HP	RPM	Speeds	Volts	Full Load Amps	Frame	Stock Number	Wt.	Shaft	"C" Dim.	Notes
RESILIENT BASE										
1/4	1700	1	115/230	3.4/1.7	48Z	C042A	19	1/2 x 3-1/8	10.1	70,132,133
1/4	1100	1	115/230	4.0/2.0	48Z	C045A	16	1/2 x 3-1/4	9.3	70,132,133
1/4	1100	2	115	3.4	48Z	C059A	17	1/2 x 3	10.1	70
1/3	1725	1	115/230	3.6/1.8	48Z	C043A	20	1/2 x 3-1/8	10.1	70,132,133
1/3	1100	1	115/230	4.2/2.3	48Z	C046A	18	1/2 x 3-1/4	10.0	70,132,133
1/2	1700	1	115/230	5.5/2.8	48Z	C044A	24	1/2 x 3	11.0	70,132,133
1/2	1100	1	115/230	6.5/3.25	48Z	C047A	23	1/2 x 3-1/8	11.1	70,132,133
1/2	900	1	115/230	7.1/3.6	48Z	C039A	21	1/2 x 2-1/2	11.0	70,132,133
1/2	900	1	115/230	6.6/3.3	56Z	C048	33	5/8 x 2-1/2	12.1	70,134
THRU BOLT MOUNT (10-32 UNF-2A)										
1/3	1800	1	115	4.8	56Z	F683	25	1/2 x 2	11.12	62
1/3	1800/900	2	115	5.5/3.1	56Y	F684	27	1/2 x 2	11.12	62
RIGID BASE										
1	900	1	230	5.1	56CZ	C783	44	5/8 x 3-1/4	14.22	6,44,70

Notes:

- 6. 60/50 Hertz
- 44. CCWLE rotation only
- 62. Split Phase
- 70. Permanent Split Capacitor
- 132. Shaft sleeve and key supplied for 5/8" diameter
- 133. Shaft N-W = 2.50" with two flats .04" deep, 2.16" long, 90° apart
- 134. Shaft N-W = 2.50" with 5/8" diameter and keyway



Farm Rated Motors by Century®

Single Phase – Capacitor Start – Totally-Enclosed Fan-Cooled Rigid Base and Rigid Base with C-Face – 1800 RPM – 1/3 thru 2 HP

Features:

- High Starting Torque
- 60 Hz
- Ball Bearings
- Reversible
- Class B Insulation
- Bearings Lubricated with Low Temperature Grease
- 40°C Ambient



C312

Applications: Fans and blowers, feed lot conveyors, liquid manure spreaders, unloaders, compressors, storage bin conveyors.

HP	RPM	Volts	Full Load Amps	Service Factor	Frame	Stock Number	Wt.	Overload Protector	"C" Dim.	Notes
1/3	1800	115/230	5.2/2.6	1.25	56	C310	27	Manual	11.1	14
1/3	1800	115/230	5.2/2.6	1.25	56C	C310C	29	Manual	11.1	14
1/2	1800	115/230	7.2/3.6	1.25	56	C311	28	Manual	12.2	
1/2	1800	115/230	7.2/3.6	1.25	56C	C311C	28	Manual	12.2	
3/4	1800	230/115	5.2/10.4	1.15	56	C312	32	Manual	12.6	
3/4	1800	115/230	10.4/5.2	1.15	56C	C312C	34	Manual	12.6	
1	1800	230/115	6.0/12.0	1.15	56	C313	36	Manual	13.4	
1	1800	115/230	12.0/6.0	1.15	56C	C313C	38	Manual	13.4	
1-1/2	1800	230/115	7.5/15.0	1.15	56	C314	28	Manual	13.9	5,\$
1-1/2	1800	115/230	15.0/7.5	1.15	56C	C314C	44	Manual	13.9	5,\$
2	1800	230	9.0	1.15	56HZ	C319	48	Manual	15.0	5,\$

Capacitor Start Enclosed Rigid Base Motors Industrial and Farm Duty Applications

Features:

- Ball Bearing
- Continuous Duty
- Reversible
- 60 HZ
- Capacitor Start
- Energy Efficient \$
- 40°C Ambient
- 3450, 1725 & 1140 RPM



K100

Applications:

Compressors, conveyors, machine tools, pumps, air conditioning. Special service motors: air circulating fans, evaporative coolers, home workshops.

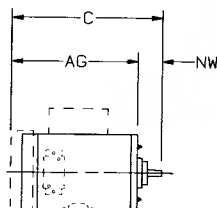
HP	RPM	Volts	Full Load Amps	Service Factor	Frame	Stock Number	Wt.	Overload Protector	Approx. "C"	Dim "AG"	Enclosure	Notes
1/2	3450	115/208-230	7.4/3.7-3.7	1.15	56	B621	25	None	11.2	9.3	TEFC	233
1/2	1725	115/208-230	7.2/3.5-3.6	1.15	56	C612	28	None	12.2	10.3	TEFC	233
1/2	1725	115/208-230	7.2/3.5-3.6	1.15	56	C613	28	Auto	12.2	10.3	TEFC	43
3/4	3450	208-230/115	5.0-4.6/9.2	1.15	56	B664	30	None	12.2	10.3	TEFC	233
3/4	1725	208-230/115	5.4-5.2/10.4	1.15	56	C669	33	None	12.6	10.7	TEFC	233
3/4	1725	208-230/115	5.4-5.2/10.4	1.15	56	C671	33	Auto	12.6	10.7	TEFC	233
1	3450	208-230/115	6.1-6.0/12.0	1.15	56	B674	33	None	12.2	10.3	TEFC	233
1	3450	208-230/115	6.1-6.0/12.0	1.15	56	B695	32	Manual	12.2	10.3	TEFC	233
1	1725	208-230/115	7.2-7.5/15.0	1.15	56	C683	34	None	13.4	11.4	TEFC	233
1	1725	208-230/115	6.2-6.0/12.0	1.15	56	C685	37	Auto	13.4	11.4	TEFC	233
1	1725	115/208-230	15.0/7.7-7.5	1.15	143T	K100	37	None	13.7	11.4	TEFC	233
1-1/2	3450	208-230/115	8.3-8.0/16.0	1.15	56	B762	35	None	12.7	10.7	TEFC	233
1-1/2	1725	208-230/115	7.7-7.5/15.0	1.15	56H	C693	44	None	13.9	11.9	TEFC	85,\$,233
1-1/2	1725	208-230/115	7.8-7.5/15.0	1.15	56H	C686	45	Auto	13.9	11.9	TEFC	85,\$,233
2	3450	208-230/115	9.1-8.4/16.6	1.15	56H	B697	40	Manual	14.4	12.4	TEFC	85,\$,233

Notes:

- 5. \$ Energy Efficient two value capacitor start capacitor run motor
- 14. Totally enclosed non-ventilated
- 43. Class A insulation
- 85. Energy efficient \$ - capacitor start/run full load amps listed at 60 Hz
- 233. Class B insulation

Shaft Dimensions

- 56 = 5/8" Keyed x 1-7/8"
- 56H = 5/8" Keyed x 1-7/8"
- 143T/145T = 7/8" Keyed x 2-1/4"
- 182T/184T = 1-1/8" Keyed x 2-7/8"
- 213T/215T = 1-3/8" Keyed x 3-1/2"



Farm Rated Motors by Century®

Moderate Torque Single Phase – Capacitor Start & Two Value Capacitor Designs Rigid Base – 1800 RPM – 1 1/2 thru 10 HP

- Features:**
- Ball Bearings
 - 60 Hz
 - Class B or F Insulation
 - Energy Efficient \$
 - Service Factor 1.0
 - 40°C Ambient
 - Reversible



Applications: Vacuum pumps, compressors and other moderate starting applications.

HP	RPM	Volts	Full Load Amps	Frame	Stock Number	Wt.	Overload Protector	Insulation Class	"C" Dim.	Efficiency	Notes
Totally-Enclosed Fan-Cooled											
1-1/2	1800	230/115	7.5/15.0	145T	K104	43	Manual	B	15.0		5,102,\$
2	1800	115/230	24.0/12.0	182T	K213	72	Manual	F	15.7	72.5	
2	1800	230/115	8.7/17.4	182TZ	K119	50	Manual	B	15.5	80.7	5,\$
3	1800	230	16.0	184T	K214	84	Manual	F	15.7	78.5	
5	1800	230	20.0	184T	K215	102	Manual	F	19.0	84.0	5,\$
5	1800	230	23.0	213T	K310	109	Manual	B	17.6	81.0	5,\$
7-1/2	1800	230	34.0	215T	K311	154	Manual	B	19.1	84.0	5,\$
10	1800	230	38.0	215T	K312	154	Manual	F	19.1	87.5	5,\$

Extra High Torque Motors – Single & Three Phase – Totally-Enclosed Fan-Cooled – Rigid Base and Rigid Base with C-Face – 1800 RPM – 1 thru 10 HP

- Features:**
- High Starting Torque
 - Ball Bearings
 - Class B or F Insulation
 - 40°C Ambient
 - 60 Hz
 - Reversible
 - Service Factor 1.0
 - All Parts Corrosion Resistant
 - Removable Condensate Drain Plugs



Applications: Designed for high starting torque loads (300-400% of full load torque). Barn cleaners, silo unloaders, stock feeding conveyors, other heavy duty farm applications.

HP	RPM	Volts	Full Load Amps	Frame	Stock Number	Wt.	Shaft Dia. & Length	Overload Protector	Insulation Class	"C" Dim.	Efficiency	Notes
Single Phase • Capacitor Start												
1	1800	115/230	14.6/7.3	143T	K102	38	7/8" x 2-1/4"	Manual	B	14.2		
1	1800	115/230	14.6/7.3	143TC	K102C	28	7/8" x 2"	Manual	B	14.4		
1-1/2	1800	115/230	16.2/8.1	145T	K103	42	7/8" x 2-1/4"	Manual	B	14.2		5,\$
1-1/2	1800	115/230	16.2/8.1	145TC	K103C	42	7/8" x 2"	Manual	B	14.4		5,\$
2	1800	115/230	24.0/12.0	182TZ	K204	78	7/8" x 2-3/4"	Manual	F	15.7	71.0	183
3	1800	230	13.7	184T	K205	93	1-1/8" x 2-3/4"	Manual	F	16.2	83.0	5,183,\$
3	1800	230	13.7	184TC	K205C	93	1-1/8" x 2-5/8"	Manual	F	16.9	83.0	5,183,\$
5	1800	230	22.0	184T	K208	108	1-1/8" x 2-3/4"	Manual	F	17.4	79.0	5,183,\$
5	1800	230	22.0	184TC	K208C	108	1-1/8" x 2-5/8"	Manual	F	16.9	79.0	5,183,\$
5	1800	230	26.0	215TZ	K300	132	1-1/8" x 3-1/2"	Manual	B	19.2	78.6	183
7-1/2	1800	230	38.0	215TZ	K301	131	1-1/8" x 3-1/2"	Manual	B	19.1	82.0	5,183,\$
7-1/2	1800	230	38.0	215TCZ	K301C	131	1-1/8" x 3-1/8"	Manual	B	19.9	82.0	5,183,\$
10	1800	230	39.0	215T	K302	146	1-3/8" x 3-1/2"	Manual	F	19.1	86.5	5,183,\$
10	1800	230	39.0	215TC	K302C	146	1-3/8" x 3-1/8"	Manual	F	19.9	86.5	5,183,\$
10	1730	230	39.0	215T	K302V1	-	1-3/8" x 3-1/2"	Manual	F	19.1	86.5	5,183,\$ New!
Three Phase												
3	1800	230/460	10.0/5.0	182T	N218	78	1-1/8" x 2-3/4"	Manual	B	15.8	81.0	1,183
5	1800	230/460	15.0/7.5	184T	N220	78	1-1/8" x 2-3/4"	Manual	F	16.8	86.0	1,183
7-1/2	1800	230/460	24.0/12.0	213TZ	N320	93	1-1/8" x 3-3/8"	None	B	17.6	85.5	1,183

Notes:

1. Item to be discontinued when stock is depleted
5. \$ Energy Efficient two value capacitor start capacitor run motor
102. 1.15 service factor
183. Lifting Provisions

Grain Stirring Motors by Century®

Single Phase – Capacitor Start Capacitor Run – Totally-Enclosed Fan Cooled – Rigid Base – 1800 RPM – 1- 1/2 HP

Features:

- Ball Bearings
- Class B Insulation
- Keyed Shaft
- 60 Hz
- Service Factor 1.0
- Moisture Resistant
- 40°C Ambient
- Manual Overload Protector
- 205 Bearing, Shaft End
- Reversible

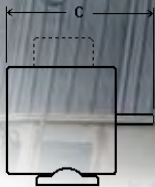


Applications: Designed for interior grain bin installations.

HP	RPM	Volts	Full Load Amps	Frame	Stock Number	Wt.	Shaft	"C" Dim.	Notes
1-1/2	1800	230	7.4	56Y	C317V1	32	7/8" x 1.44	13.3	301

Note:

301. 115 volt tap off main winding to power gear drive unit.



Instant Reverse Motors by Century®

Instant Reverse Motors – Single Phase – Capacitor Start Solid State Switching – Totally Enclosed Fan-Cooled – Rigid Base 1800 RPM – 1/2 thru 1 HP

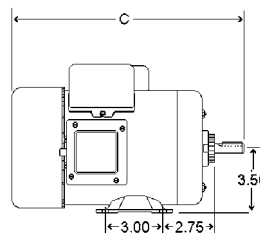
Features:

- Ball Bearings
- 60 Hz
- Dual Voltage
- 40°C Ambient
- Class B Insulation
- Service Factor 1.0
- Low Temperature Grease
- Manual Reset Overload Protector



Applications: Reversing feeders, door openers, gates, machine tools.

HP	RPM	Volts	Full Load Amps	Frame	Stock Number	Wt.	Overload Protector	"C" Dim.	Notes
PT Stearns SINPAC® Solid State Instant Reverse Switch									
1/2	1800	115/230	7.2/3.6	56	C337	28	Manual	12.61	
3/4	1800	115/230	10.4/5.2	56	C338	36	Manual	13.36	
1	1800	115/230	13.0/6.5	56	C339	35	Manual	13.36	



Milk Pump Motors by Century®

Single Phase – Permanent Split Capacitor – Totally-Enclosed Non-Ventilated – Rigid Base – 1200 – 3600 RPM – 1/2 thru 5 1/2 HP

Features:

- Ball Bearings
- 40°C Ambient
- Service Factor 1.0
- 60 Hz
- Class B Insulation
- Stainless Steel Shaft
- Non-Reversible CW Rotation Facing End Opposite Shaft
- Cast Iron NEMA “C” End Bracket
- Weatherproof Features for Washdown



Applications: Milk transfer pump.

HP	RPM	Volts	Full Load Amps	Frame	Stock Number	Enclosure	Shaft	Insul. Class	Overload Protector	Rotation	“C” Dim.	Notes
Single Phase												
1/2	3450	115/230	6.6/3.3	56CZ*	B587	TENV	Threaded	B	Auto	CW	11.3	114
1/2	3450	208-230	2.8-2.7	56HCZ	B584	TENV	Threaded	B	Auto	CW	12.4	114
3/4	3450	208-230	4.0-3.8	56HCZ*	B582	TENV	Keyed	B	Auto	CW	12.2	
3/4	3450	208-230	4.0-3.8	56HCZ*	B585	TENV	Threaded	B	Auto	CW	12.4	114
3/4	3450	208-230	4.0-3.8	56HCZ*	B592	TENV	Special	B	Auto	RCW	13.4	223
1	3450	208-230	4.8-4.5	56HCZ*	B583	TENV	Keyed	B	Auto	CW	12.2	
1	3450	208-230	4.8-4.5	56HCZ*	B586	TENV	Threaded	B	Auto	CW	12.4	114
5-1/2	1200	230	28.2	215T	V308	ODP		F	Manual	Rev	17.8	5,87, 159,214,\$
Three Phase												
1/2	3450	208-230/460	1.9-1.8/0.9	56HCZ	B596	TENV	Threaded	B	Auto	CW//CCW	11.9	NEW!
3/4	3450	208-230/460	2.5-2.4/1.2	56HCZ	B597	TENV	Special	B	Auto	RCW	13.4	NEW!
3/4	3450	208-230		56HCZ	B598	TENV	Key	B	Auto	RCW		NEW!
1	3450	208-230/460	3.3-3.2/1.6	56HCZ	B595	TENV	Keyed	B	Auto	RCW	12.2	NEW!
1	3450	208-230/460		56HCZ	B599	TENV	Threaded	B	Auto	RCW		NEW!

*Denotes non-standard shaft

Zero Tank Replacement PMDC Motor – Totally Enclosed Non-Ventilated – 95 VDC 950 RPM – Intermittent-Duty – 1/2 thru 1 HP



Features:

- Double Sealed Ball Bearings
- Shaft Seal
- Round Frame
- All Bracket to Frame Fits and Terminal Cover have Internal O-ring
- Class F Insulation
- 1/2" - 14 Tapped Conduit Hole
- Non-toxic, White Epoxy Paint, FDA Approved for Contact with Food
- Gasketed Brush Access Covers
- Stainless Steel Shaft, with or without O-ring Grooves on Shaft

Applications: Improved design to replace motors on Zero Milk Tank.

HP	RPM	Volts	Full Load Amps	Stock Number	Wt.	“C” Dim.	O-ring Grooves	Notes
1/2	950	95	5.2	D201	30	15.2	No	
1/2	950	95	5.2	D211	32	15.2	Yes	
1	950	95	11.0	D202	36	17.2	No	
1	950	95	11.0	D212	37	17.2	Yes	

Notes:

- 5. \$ Energy efficient two value capacitor start, capacitor run motor
- 87. Class F insulation
- 159. Open dripproof
- 114. Threaded shaft Acme threads
- 214. F2 assembly
- 223. Direct replacement for Surge milk pumps, Babson motor #27732, requires 30 MFD,370 VAC capacitor, separately mounted - not supplied

Pedestal Fan Motors by Century®

48 & 56 Frame Special Purpose Motors

Features:

- Class B Insulation
- Continuous Duty, Service Factor 1.0
- Thermally Protected
- Permanent Split Capacitor and Split Phase Designs
- Yoke Mount
- 40°C Ambient
- 60 Hz



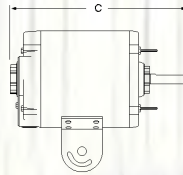
Totally Enclosed
486A, 647A, 648A, 969A, 9451A,
9452A.
Open D.P.: 914L, 915L, 970A

Totally Enclosed
YA2020, YA2030,
YA2054

HP	RPM	Speeds	Volts	Amps	Frame	Stock Number	Wt.	Bearing	Shaft Dia. & Length	Rotation	"C" Dim.	Notes
1/4	1100	2	115	6.1	48Y	486A	21	Ball	1/2 x 3	CCWLE	10.4	29,86
1/4	1725	1	115	4.2	48YZ	YA2020	14	Sleeve	1/2 x 2	REV	9.8	39,314
1/4	1725	1	115/230	3.6/1.8	48YZ	9451A	12	Ball	1/2 x 3-1/4	CCWLE	9.3	
1/4	1725	1	115	5.1	48YZ	914L	14	Sleeve	1/2 x 2	REV	9.9	
1/3	1100	2	115	4.7	48Y	647A	20	Ball	1/2 x 3	REV	9.9	26,86
1/3	1725	1	115	6.0	48YZ	YA2030	15	Sleeve	1/2 x 2	REV	10.3	39,314
1/3	1725	1	115/230	3.0/1.5	48Y	970A	17	Ball	1/2 x 2-1/2	CCWLE	8.9	3,6
1/2	1100	2	115	6.1	48Y	648A	23	Ball	5/8 x 3	REV	10.9	86
1/2	1725	1	115/230	4.5/2.3	48Y	9452A	23	Ball	5/8 x 2-1/2	CCWLE	10.2	
1/2	1725	1	115	8.8	48YZ	915L	17	Sleeve	5/8 x 2	REV	10.8	314
1/2	1725	1	115	5.0	48YZ	YA2054	21	Sleeve	5/8 x 2	REV	10.8	39,84
1/2	840	1	115/230	6.1/3.1	48Y	969A	19	Ball	5/8 x 2-5/8	CCWLE	11.0	3

Notes:

- 3. Special OEM motor
- 6. 60/50 HZ
- 26. Extended thru bolts – shaft end only
- 29. 60 Degree C Ambient
- 39. Gasketed conduit box
- 84. Energy Efficient split phase start capacitor run with mounted capacitor
- 86. Cord and plug with pull chain
- 314. 1" extended thru bolts



Poultry Duty Motors

Features:

- Ball Bearings
- Class B Insulation
- High Starting Torque
- Reversible
- Suitable for 208 Volts at 1.0 S.F.
- TEAO
- 4 Pole
- 40°C Ambient
- 60 Hz
- Energy Efficient \$(see notes)



PD6104AV2

RIGID AND RESILIENT BASES

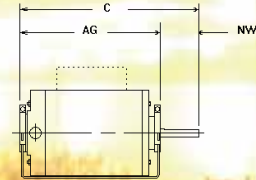
HP	RPM	Volts	Full Load Amps	Service Factor	Frame	Stock Number	Wt.	Protector	Approx. "C"	Dim. "AG"	Enclosure	Notes
1/2	1725	115/208-230	4.8/2.4	1.30	56	PD1050AV1	26	Auto	10.8	8.8	TEAO	6,117
1	1725	115/230	9.0/4.5	1.30	56	PD6104AV2*	26	Auto	12.7	10.6	TEAO	6,85,117 \$
1	1725	115/230	9.0/4.5	1.30	56	PD6104AV3	40	Auto	12.8	10.1	TEAO	6,34,85,117 \$

Notes:

- 6. 60/50 HZ
- 34. Rigid base
- 85. Energy efficient \$ - capacitor start/capacitor run
- 117. TEAO - gasketed conduit box
- *Resilient Base

Shaft Dimensions

56 = 5/8" Keyed x 1-7/8



Pressure Washer Motors by Century®

Single Phase - Dripproof & Totally Enclosed Fan-Cooled Rigid Base – 3600 & 1800 RPM – 1.5 thru 6 HP



B861

Features:

- Double Sealed Ball Bearings
- Manual Overload Protector
- **Two Step Varnish Treatment** – Rotor surface and bearing brackets coated with corrosion resistant primer. One dip and bake of Class B Varnish is applied to wound stator. The entire stator assembly is dipped in a second coating of varnish and baked to seal out moisture.
- 60 Hz
- Reversible
- 40°C Ambient
- Service Factor 1.15
- Class B Insulation
- Energy Efficient \$

Applications: High Pressure washers (sprayers) and other applications.

HP	RPM	Volts	Full Load Amps	Frame	Stock Number	Wt.	Shaft	"C" Dim.	Notes
Dripproof • Standard Bracket									
1-1/2	3600	115/230	13.0/6.5	56	B176	25	5/8"	11.4	\$
1-1/2	1800	115/208-230	13.4/7.2-6.7	56	C775	35	5/8"	12.2	\$
2	3600	115/208-230	17.2/9.2-8.6	56	B177	34	5/8"	12.7	\$
2	3600	115/208-230	17.2/9.2-8.6	56	B177L	34	5/8"	12.7	\$
2	1800	115/230	18.0/9.0	56H	C210	32	5/8"	14.4	\$
3	3600	208-230	13.5-12.5	56H	B178	35	5/8"	12.7	\$
3	1800	208-230	13.5	145T	C218	45	7/8"	15.1	\$
5	3600	208-230	22.0	56HZ	B179	46	7/8"	14.6	160,\$
5	3600	208-230	22.0	56Y	B180	52	7/8"	14.6	97,160,\$
6	3600	230	24.0	56Y	B869	50	7/8"	14.6	49,97,160,\$
Dripproof • NEMA "C" Bracket									
1-1/2	3600	115/230	13.0/6.5	56C	B870	25	5/8"	11.5	\$
1-1/2	1800	115/230	13.4/6.7	56C	C776	36	5/8"	12.2	\$
2	3600	115/208-230	17.2/9.2-8.6	56C	B860	36	5/8"	12.7	\$
2	1800	115/230	18.0/9.0	56HC	C215	42	5/8"	14.4	\$
3	3600	208-230	13.5-12.5	56HCZ	B867	36	3/4"	12.5	\$
5	3600	208-230	22.0	56HCZ	B182	42	3/4"	14.5	160,\$
Dripproof • Standard Bracket									
1-1/2	3600	115/230	13.0/6.5	56C	B871	33	5/8"	12.7	\$
1-1/2	1800	230/115	7.5/15.0	56C	C777	44	5/8"	13.7	\$
2	3600	115/208-230	16.6/9.1-8.4	56HC	B861	43	5/8"	14.2	\$
2	1800	115/230	17.0/8.5	56HC	C213	47	5/8"	14.4	\$
3	3600	230	12.0	56HC	B382	48	5/8"	15.2	\$
3	3600	230	12.0	56HC	B868	48	3/4"	15.0	\$


Notes:

- 49. 1.0 Service Factor
- 97. 182T and 184T mounting holes, 4.5" shaft height
- 160. Non-reversible, Connected for CW facing end-opposite shaft



Three Phase TEFC Motors

Features:

- Ball Bearings
- Class F Insulation
- Continuous Duty
- Energy Efficient \$
- NEMA Design B
- Rigid Base
- Squirrel Cage
- Totally Enclosed
- No Protector
- Standard, EPAAct  CC001A (E-Plus[®] motors) and Premium (E-Plus[®] 3 motors) Efficiency
- 1/4 thru 400 HP
- 1.15 Service Factor
- 40°C Ambient
- 60 Hz
- 56 Frame and larger
- 3600, 1800 and 1200 RPM
- E-Plus[®] 3 motors exceed the requirements of the Energy Policy Act of 1992. **E+3(NP) is NEMA Premium Efficient.**



Applications:

Pumps, fans, compressors, conveyors, machine tools, designed to stand up to abusive treatment..moist, dirty, dusty and factory applications.

HP	RPM	Volts	Full Load		Frame	Stock Number	Wt.	Cast		"C" Dim.	Efficiency	Notes
			Amps					Iron	Type			
1	1800	230/460	2.8/1.4		143T	T57026 Ⓢ	47	✓	E+3(NP)	13.2	85.5	11,361,363
1	1800	575	1.1		143T	T59026 Ⓢ	47	✓	E+3(NP)	13.2	85.5	11,363,365
1-1/2	1800	230/460	4.2/2.1		145T	T57027 Ⓢ	54	✓	E+3(NP)	13.2	86.5	11,361,363
1-1/2	1800	575	1.7		145T	T59027 Ⓢ	54	✓	E+3(NP)	13.2	86.5	11,363,365
2	1800	230/460	5.8-5.6/2.8		145T	T57028 Ⓢ	56	✓	E+3(NP)	13.2	86.5	11,361,363
2	1800	575	2.2		145T	T59028 Ⓢ	56	✓	E+3(NP)	13.2	86.5	11,363,365
3	1800	200	9.0		182T	T55029 Ⓢ	91	✓	E+3(NP)	15.4	89.5	11,363,365
3	1800	575	3.1		182T	T59029 Ⓢ	91	✓	E+3(NP)	15.4	89.5	11,363,365
5	1800	230/460	12.8/6.4		184T	T57030 Ⓢ	108	✓	E+3(NP)	15.4	89.5	11,361,363
5	1800	575	5.1		184T	T59030 Ⓢ	108	✓	E+3(NP)	15.4	89.5	11,363,365
7-1/2	1800	230/460	18.2/9.1		213T	T57031 Ⓢ	159	✓	E+3(NP)	19.4	91.7	11,362,363
7-1/2	1800	575	7.3		213T	T59031 Ⓢ	159	✓	E+3(NP)	19.4	91.7	11,363,365
10	1800	230/460	23.8/11.9		215T	T57032 Ⓢ	185	✓	E+3(NP)	19.4	91.7	11,362,363
10	1800	575	9.5		215T	T59032 Ⓢ	185	✓	E+3(NP)	19.4	91.7	11,363,365
15	1800	230/460	37.0/18.5		254T	T57033 Ⓢ	285	✓	E+3(NP)	25.1	92.4	11,362,364
15	1800	575	14.8		254T	T59033 Ⓢ	285	✓	E+3(NP)	25.1	92.4	11,364,365
20	1800	230/460	49.0/24.5		256T	T57034 Ⓢ	315	✓	E+3 (NP)	25.1	93.0	11,362,364
20	1800	575	19.6		256T	T59034 Ⓢ	315	✓	E+3 (NP)	25.1	93.0	11,364,365
25	1800	230/460	60.0/30.0		284T	T57035 Ⓢ	452	✓	E+3 (NP)	26.9	93.6	11,362,364
25	1800	575	24.0		284T	T59035 Ⓢ	452	✓	E+3 (NP)	26.9	93.6	11,364,365
30	1800	230/460	72.0/36.0		286T	T57036 Ⓢ	481	✓	E+3 (NP)	28.4	93.6	11,362,364
30	1800	575	28.8		286T	T59036 Ⓢ	461	✓	E+3 (NP)	28.4	93.6	11,364,365
40	1800	230/460	94.8/47.4		324T	T57037 Ⓢ	615	✓	E+3 (NP)	29.7	94.1	11,362,364
40	1800	575	38.0		324T	T59037 Ⓢ	615	✓	E+3 (NP)	29.7	94.1	11,364,365
50	1800	230/460	118.0/59.0		326T	T57038 Ⓢ	721	✓	E+3 (NP)	31.3	94.5	11,362,364
50	1800	575	47.2		326T	T59038 Ⓢ	721	✓	E+3 (NP)	31.3	94.5	11,13,364,365

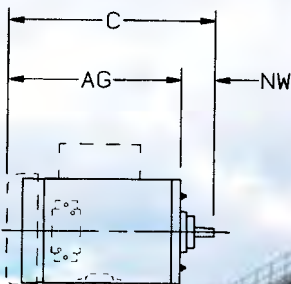
Notes:

- 11. C flange kit available
- 13. Six lead motor suitable for part winding start
- 23. Suitable for 200/400 Volt and 50 HZ
- 361. 9 leads
- 363. Double shielded bearings with no regreasing provisions
- 365. 3 leads



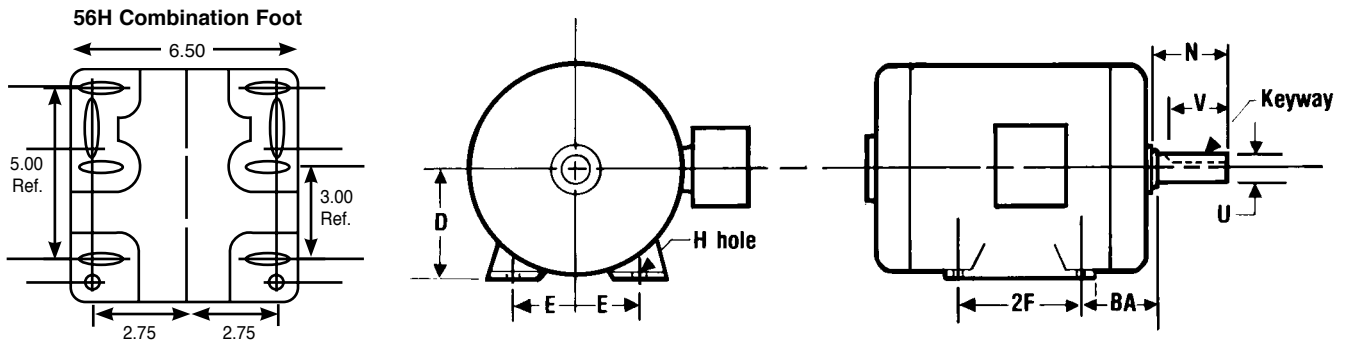
Motors specially designed, tested and warranted to be **Corona-Free** for compatible inverter duty are marked on this page with a Ⓢ.

Published efficiency on tri-voltage rated motors applies at 230/460 volts. Performance at 200 or 208 volts may not be in accordance with NEMA standards. Published efficiency on 200-208 volt motors applies at 200 volts.



General Purpose IHP Motor Dimensions

Single and Three Phase 143T-449T Frame • Dripproof • Totally Enclosed • Explosion-Proof



NEMA Frame	Keyway	BA	D ¹	E	2F	H	N	U ²	V ³
143T	3/16 x 3/32	2.25	3.50	2.75	4.00	11/32	2.31	.875	2.00
145T	3/16 x 3/32	2.25	3.50	2.75	5.00	11/32	2.31	.875	2.00
182T	1/4 x 1/8	2.75	4.50	3.75	4.50	13/32	2.81	1.125	2.50
184T	1/4 x 1/8	2.75	4.50	3.75	5.50	13/32	2.81	1.125	2.50
213T	5/16 x 5/32	3.50	5.25	4.25	5.50	13/32	3.50	1.375	3.13
215T	5/16 x 5/32	3.50	5.25	4.25	7.00	13/32	3.50	1.375	3.13
254T	3/8 x 3/16	4.25	6.25	5.00	8.25	17/32	4.25	1.625	3.75
256T	3/8 x 3/16	4.25	6.25	5.00	10.00	17/32	4.25	1.625	3.75
284T	1/2 x 1/4	4.75	7.00	5.50	9.50	17/32	4.88	1.875	4.38
284TS	3/8 x 3/16	4.75	7.00	5.50	9.50	17/32	3.50	1.625	3.00
286T	1/2 x 1/4	4.75	7.00	5.50	11.00	17/32	4.88	1.875	4.38
286TS	3/8 x 3/16	4.75	7.00	5.50	11.00	17/32	3.50	1.625	3.00
324T	1/2 x 1/4	5.25	8.00	6.25	10.50	21/32	5.50	2.125	5.00
324TS	1/2 x 1/4	5.25	8.00	6.25	10.50	21/32	4.00	1.875	3.50
326T	1/2 x 1/4	5.25	8.00	6.25	12.00	21/32	5.50	2.125	5.00
326TS	1/2 x 1/4	5.25	8.00	6.25	12.00	21/32	4.00	1.875	3.50

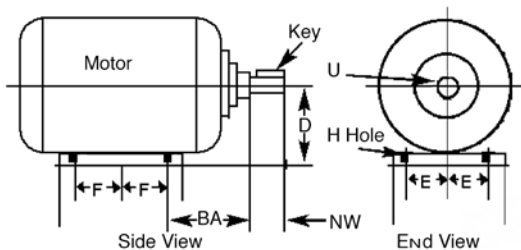
Notes:

- 1Dimension "D" tolerance: - .8" or less, +.000, -.031; over 8", +.000-.062
- 2Dimension "U" tolerance: - 11/2" dia. or less, +.0000, -.0005; over 11/2" dia., +.000, -.001
- 3Dimension "V" is usable length of shaft
- 4Suitable for horizontal mounting only. Refer to company for belting applications.
- 5Crusher-duty motors Spec 80546

Common to all Fractional Motors

Frame	Keyway	D	E	F	BA	U	N-W
42	.05 Flat	2-5/8	1-3/4	27/32	2-1/16	3/8	1-1/8
48	.05 Flat	3	2-1/8	1-3/8	2-1/2	1/2	1-5/8
56	3/16 sq. x 1-3/8	3-1/2	2-7/16	1-1/2	2-3/4	5/8	1-7/8
56H	3/16 sq. x 1-3/8	3-1/2	Dia. 1	Dia. 1	2-3/4	5/8	1-7/8
56C	3/16 sq. x 1-3/8	See Diagram 2				5/8	1-7/8
56J	Threaded	See Diagram 2				5/8	2-7/16
143T	3/16 sq. x 1-3/8	3-1/2	2-3/4	2	2-1/4	7/8	2-1/4
145T	3/16 sq. x 1-3/8	3-1/2	2-3/4	2-1/2	2-1/4	7/8	2-1/4

For Reference Only Unless Approved for Construction



NEMA Frame Assignments

Open and TEFC (TEFC Frame in Beige where different than open)

NEMA Frame Hp	3600 RPM			1800 RPM			1200 RPM			900 RPM		
	"T" Frames 1964	"U" Frames 1952	Original NEMA Frames	"T" Frames 1964	"U" Frames 1952	Original NEMA Frames	"T" Frames 1964	"U" Frames 1952	Original NEMA Frames	"T" Frames 1964	"U" Frames 1952	Original NEMA Frames
1	—	—	—	143T	182	203	145T	184	204	182T	213	225
1 1/2	143T	182	203	145T	184	204	182T	184	224	184T	213	254
2	145T	184	204	145T	184	224	184T	213	225	213T	215	254
3	145T / 182T	184	224	182T	213	225	213T	215	254	215T	254U	284
5	182T / 184T	213	225	184T	215	254	215T	254U	284	254T	256U	324
7 1/2	184T / 213T	215	254	213T	254U	284	254T	256U	324	256T	284U	326
10	213T / 215T	254U	284	215T	256U	324	256T	284U	326	284T	286U	364
15	215T / 254T	256U	324	254T	284U	326	284T	324U	364	286T	326U	365
20	254T / 256T	284U/ 286U	326	256T	286U	364	286T	326U	365	324T	364U	404
25	256T / 284TS	286U/ 324U	364S/ 365S	284T	324U	364/ 365	324T	364U	404	326T	365U	405
30	284TS / 286TS	324S/ 326S	364S/ 404S	286T	326U	365/ 404	326T	365U	405	364T	404U	444
40	286TS / 324TS	326S/ 364US	365S/ 405S	324T	364U	404/ 405	364T	404U	444	365T	405U	445
50	324TS / 326TS	364US	404S/ 444S	326T	365US	405S/ 444S	365T	405U	445	404T	444U	504U
60	326TS / 364TS	365US/ 405US	405S/ 445S	364TS	404US/ 405US	444S/ 445S	404T	444U	504U	405T	445U	505
75	364TS / 365TS	404US/ 444US	444S/ 504S	365TS	405US/ 444US	445S/ 504S	405T	445U	505	444T	—	—
100	365TS / 405TS	405US/ 445US	445S/ 505S	404TS/ 405TS	444US/ 445US	504S/ 505S	444T	—	—	445T	—	—
125	404TS / 444TS	444US	504S	405T / 444TS	445US	505S	445T	—	—	—	—	—
150	405TS / 445TS	445US	505S	444TS/ 445TS	—	—	—	—	—	—	—	—
200	444TS	—	—	445TS	—	—	—	—	—	—	—	—
250	445TS	—	—	—	—	—	—	—	—	—	—	—

NEMA Frame Assignments



Pulley Speed Chart

Speeds are approximate, based on 1725 RPM motor.

Motor Pulley Diameter

	1.5	1.75	2.0	2.5	2.75	3.0	3.25	3.5	3.75	4.0	4.25	4.5	4.75	5.0	5.25	5.5	5.75	6.0	6.5	7.0	7.5	
3.0	863	1006	1150	1438	1581	1725																
3.5	739	863	986	1232	1355	1479	1602	1725														
4.0	647	755	863	1078	1186	1294	1402	1509	1617	1725												
4.5	575	671	767	958	1054	1150	1246	1342	1438	1533	1629	1725										
5.0	518	604	690	863	949	1035	1121	1208	1294	1380	1466	1553	1639	1725								
5.5	470	549	627	784	863	941	1019	1098	1176	1255	1333	1411	1490	1568	1647	1725						
6.0	431	503	575	719	791	863	934	1006	1078	1150	1222	1294	1366	1438	1509	1581	1653	1725				
6.5	398	464	531	663	730	796	863	929	995	1062	1128	1194	1261	1327	1393	1460	1526	1592	1725			
7.0	370	431	493	616	678	739	801	863	924	986	1047	1109	1171	1232	1294	1355	1417	1479	1602	1725		
7.5	345	403	460	575	633	690	748	805	863	920	978	1035	1093	1150	1208	1265	1323	1380	1495	1610	1725	
8.0	323	377	431	539	593	647	701	755	809	863	916	970	1024	1078	1132	1186	1240	1294	1402	1509	1617	
8.5	304	355	406	507	558	609	660	710	761	812	863	913	964	1015	1065	1116	1167	1218	1319	1421	1522	
9.0	288	335	383	479	527	575	623	671	719	767	815	863	910	958	1006	1054	1102	1150	1246	1342	1438	
9.5	272	318	363	454	499	545	590	636	681	726	772	817	863	908	953	999	1044	1089	1180	1271	1362	
10.0	259	302	345	431	474	518	561	604	647	690	733	776	819	863	906	949	992	1035	1121	1208	1294	
10.5	246	288	329	411	452	493	534	575	616	657	698	739	780	821	863	904	945	986	1068	1150	1232	
11.0	235	274	314	392	431	470	510	549	588	627	666	706	745	784	823	863	902	941	1019	1098	1176	
11.5	225	263	300	375	413	450	488	525	563	600	638	675	713	750	788	825	863	900	975	1050	1125	
12.0	216	252	288	359	395	431	467	503	539	575	611	647	683	719	755	791	827	863	934	1006	1078	
12.5	207	242	276	345	380	414	449	483	518	552	587	621	656	690	725	759	794	828	897	966	1035	
13.0	199	232	265	332	365	398	431	464	498	531	564	597	630	663	697	730	763	796	863	929	995	
13.5	192	224	256	319	351	383	415	447	479	511	543	575	607	639	671	703	735	767	831	894	958	
14.0	185	216	246	308	339	370	400	431	462	493	524	554	585	616	647	678	708	739	801	863	924	
14.5	178	208	238	297	327	357	387	416	446	476	506	535	565	595	625	654	684	714	773	833	892	
15.0	173	201	230	288	316	345	374	403	431	460	489	518	546	575	604	633	661	690	748	805	863	
15.5	167	195	223	278	306	334	362	390	417	445	473	501	529	556	584	612	640	668	723	779	835	
16.0	162	189	216	270	296	323	350	377	404	431	458	485	512	539	566	593	620	647	701	755	809	
16.5	157	183	209	261	288	314	340	366	392	418	444	470	497	523	549	575	601	627	680	732	784	
17.0	152	178	203	254	279	304	330	355	381	406	431	457	482	507	533	558	583	609	660	710	761	
17.5	148	173	197	246	271	296	320	345	370	394	419	444	468	493	518	542	567	591	641	690	739	
18.0	144	168	192	240	264	288	311	335	359	383	407	431	455	479	503	527	551	575	623	671	719	

$$\text{Driven Pulley RPM} = \frac{\text{Motor RPM} \times \text{Motor Pulley Diameter}}{\text{Driven Pulley Diameter}}$$



Fraction/Decimal/Millimeter Conversions

Fraction	Decimal	Millimeter	Fraction	Decimal	Millimeter	MM	Inch
$\frac{1}{64}$.015625	0.397	$\frac{33}{64}$.515625	13.097	1	.0394
$\frac{1}{32}$.03125	0.794	$\frac{17}{32}$.53125	13.494	2	.0787
$\frac{3}{64}$.046875	1.191	$\frac{35}{64}$.546875	13.891	3	.1181
$\frac{1}{16}$.0625	1.588	$\frac{9}{16}$.5625	14.288	4	.1575
$\frac{5}{64}$.078125	1.984	$\frac{37}{64}$.578125	14.684	5	.1969
$\frac{3}{32}$.09375	2.381	$\frac{19}{32}$.59375	15.081	6	.2362
$\frac{7}{64}$.109375	2.778	$\frac{39}{64}$.609375	15.478	7	.2756
$\frac{1}{8}$.125	3.175	$\frac{5}{8}$.625	15.875	8	.3150
$\frac{9}{64}$.140625	3.572	$\frac{41}{64}$.640625	16.272	9	.3543
$\frac{5}{32}$.15625	3.969	$\frac{21}{32}$.65625	16.669	10	.3937
$\frac{11}{64}$.171875	4.366	$\frac{43}{64}$.671875	17.066	11	.4331
$\frac{3}{16}$.1875	4.763	$\frac{11}{16}$.6875	17.463	12	.4724
$\frac{13}{64}$.203125	5.159	$\frac{45}{64}$.703125	17.859	13	.5118
$\frac{7}{32}$.21875	5.556	$\frac{23}{32}$.71875	18.256	14	.5512
$\frac{15}{64}$.234375	5.953	$\frac{47}{64}$.734375	18.653	15	.5906
$\frac{1}{4}$.25	6.350	$\frac{3}{4}$.75	19.050	16	.6299
$\frac{17}{64}$.265625	6.747	$\frac{49}{64}$.765625	19.447	17	.6693
$\frac{9}{32}$.28125	7.144	$\frac{25}{32}$.78125	19.844	18	.7087
$\frac{19}{64}$.296875	7.541	$\frac{51}{64}$.796875	20.241	19	.7480
$\frac{5}{16}$.3125	7.938	$\frac{13}{16}$.8125	20.638	20	.7874
$\frac{21}{64}$.328125	8.334	$\frac{53}{64}$.828125	21.034	21	.8268
$\frac{11}{32}$.34375	8.731	$\frac{27}{32}$.84375	21.431	22	.8661
$\frac{23}{64}$.359375	9.128	$\frac{55}{64}$.859375	21.828	23	.9055
$\frac{3}{8}$.375	9.525	$\frac{7}{8}$.875	22.225	24	.9449
$\frac{25}{64}$.390625	9.922	$\frac{57}{64}$.890625	22.622	25	.9843
$\frac{13}{32}$.40625	10.319	$\frac{29}{32}$.90625	23.019	<p><i>To convert millimeters into inches, multiply by .03937.</i></p> <p><i>To convert inches into millimeters, multiply by 25.40.</i></p>	
$\frac{27}{64}$.421875	10.716	$\frac{59}{64}$.921875	23.416		
$\frac{7}{16}$.4375	11.113	$\frac{15}{16}$.9375	23.813		
$\frac{29}{64}$.453125	11.509	$\frac{61}{64}$.953125	24.209		
$\frac{15}{32}$.46875	11.906	$\frac{31}{32}$.96875	24.606		
$\frac{31}{64}$.484375	12.303	$\frac{63}{64}$.984375	24.003		
$\frac{1}{2}$.5	12.700	1	1.0	25.400		



Statement of Warranty Policy

Warranty Period

All Century® motors are warranted against defects in materials and workmanship for a period of twelve (12) months from the date of installation or twenty-four months (24) from the date of manufacture, whichever comes first except for E-Plus®3 Integral Horsepower Motors and HeatMaster® Condenser Fan Motors which are warranted for twenty-four months (24) from date of installation and thirty-six (36) months from date of manufacture, whichever comes first.

Limitation of Remedy

In the event of a breach of the warranty within the applicable warranty period, Century shall have the option of (1) repairing such motor; (2) supplying an identical or substantially similar replacement motor FOB, Century's factory; or (3) refunding or giving credit for the purchase price of such motor.

The remedy set forth above shall be the sole and exclusive remedy for the motors failing within the applicable warranty period. Century, shall not be liable for any lost profits, loss of use, or any other consequential, special or incidental damages.

DISCLAIMER OF IMPLIED WARRANTIES

EXCEPT AS MAY BE REQUIRED UNDER APPLICABLE LAW, THE LIMITED WARRANTY SET FORTH ABOVE IS THE EXCLUSIVE WARRANTY PROVIDED WITH THE MOTORS. ALL OTHER WARRANTIES, WHETHER WRITTEN OR VERBAL, EXPRESSED OR IMPLIED, INCLUDING THE IMPLIED WARRANTIES OF MERCHANTABILITY AND FITNESS FOR A PARTICULAR PURPOSE ARE EXPRESSLY DISCLAIMED BY CENTURY.

Conditions of Warranty

This limited warranty shall be void and of no effect if:

1. The motor has been subjected to improper handling, storage or installation, or subject to abuse or unauthorized repairs;
2. The motor was not suitable for the application or operated above its rated load; or
3. The motor was subject to water damage including motor bearing failures resulting from pump seal failures.

Authorized Location

Defective motors which have failed during the applicable warranty period must be returned freight prepaid to a Century's authorized distributor. Call 800-672-6495.

How to Read Date Codes on Motor Nameplates & Labels

As of August 2006 a common date code format for all motors is being used. It consists of seven alpha-numeric characters. The first three characters represent the day of the year based on the Julian calendar, the next two the year, and the last two the plant code. For example, 123064M, would mean the 123rd day of 2006 (May 3, 2006) in Regal's Juarez IGMEX4 plant. Users and distributors may visit our website centuryelectricmotor.com to access our 'date code converter,' as well as applicable warranty forms.

The date codes utilized prior to the conversion to our current format are listed below for your reference.

Century Product

Plant code–Month–Year. Example: 7B99. 7 is a plant code designation, B is the month (January is A, February is B, etc.) and 99 is the year. Century®, Indiana General, Louis Allis Product

Year code–Month. Example: BA3. BA is the year (see table below). 3 is the month (1-12).

1992	BK	1996	BP	2000	BU	2004	BZ	2008	CD
1993	BL	1997	BR	2001	BW	2005	CA	2009	CE
1994	BM	1998	BS	2002	BX	2006	CB	2010	CF
1995	BN	1999	BT	2003	BY	2007	CC		

Universal® Product

Week (1-52), Year (Letter code from table below), Factory order number code, Plant code.

Example: 8 Z 0275592 R. 8 is the 8th week of the year, Z is the year (1988), 027592 is the factory order code, R is the plant code (Ripley).

1992	D	1996	H	2000	M	2004	S	2008	W
1993	E	1997	J	2001	N	2005	T	2009	X
1994	F	1998	K	2002	P	2006	U		
1995	G	1999	L	2003	R	2007	V		



Formerly A. O. Smith Electrical Products Company

Distribution Marketing
1325 Heil Quaker Blvd.
LaVergne, TN 37086
PH: 800-672-6495
FAX: 800-468-2062

www.centuryelectricmotor.com

©2012 Regal-Beloit Corporation Bulletin 1401C 6/2012

A Regal Brand

The Regal logo, consisting of the word "REGAL" in a bold, italicized, sans-serif font, set within a dark gray trapezoidal shape that tapers to the right.