

Spare parts list 2012



US Price List

VALID from 01/01 to 31/12/2012



INDIVIDUAL PART ORDER :

All orders must include the following criteria :

- model of machine. • serial number.
- description of the part. • part number.

CONDITIONS OF REPAIRS OR SERVICE : (after sale service) :

Please return the machine to the following address :

NORTH AMERICAN DISTRIBUTION

Tél. : +1-800-267-7794 - +1-514-956-0127

Fax : +1-877-668-6623 - +1-514-956-8983

e-mail : info@dynamicmixers.com

USA : Dynamic

1320 route 9 # 1352, Champlain, NY, 12919

www.dynamicmixersusa.com

CANADA : Dynamic

3227 Boul. Pitfield - Montréal, Québec, H4S-1H3

www.dynamicmixers.ca

Or call us Toll Free 1-800-267-7794 for the nearest authorized service center. For machines under warranty
Freight charges to the service centers remain the responsibility of the client. Return freight will be paid by Dynamic International.

For machines not under warranty

- All freight charges remain the responsibility of the client.
- For all repairs not under guarantee, an estimate will be completed and returned to the customer (via fax), for approval.
- Labor rate: A standard labor rate of 64,00 \$ Can / hr will be applied to all repairs not under warranty.
- All service work completed by Dynamic will be warranted for a period of three (3) months after date of repair.
- A fee of 64,00 \$ Can will be charged for all estimates performed, which have been declined by the client, and

whom request the machine to be returned to them assembled.

Returns

Returns are not accepted without prior written or verbal authorization from Dynamic Corporate Office. All returns are subject to a 20% restocking charge. Special order items are non refundable.

Payment terms

All orders are subject to a net thirty (30).

TERMS & CONDITIONS :

This price list is effective for the year 2010, and supersedes all other price lists. Prices subject to change without notice. Dynamic is not responsible for damage caused due to shipping. Should an item arrive damaged, please contact the factory immediately, so that a claim us be processed. Dynamic International will utilize the courier company of it's choice, unless otherwise specified by the customer, in which an account number must be provided.

HOW TO ORDER :

Toll free phone : 1 (800) 267-7794

Toll free fax : 1 (877) 668-6623

Local phone : (514) 956-0127

Local fax : (514) 956-8983

NOTE : Where equipment sold is professional electric and electronic equipment covered by the decree transposing Directive 2002/96/CE of 27th January 2003. It is agreed that the buyer taking charge of this equipment will, except where agreed to the contrary, assume responsibility for arranging and paying for the disposal of all waste resulting from the equipment. Once this disposal is effective, the Buyer will provide the manufacturer with proof that these

obligations have been met. In failing to do so, the Buyer will be presumed responsible for these obligations not having been met. The manufacturer will retain the right to demand compensation for any costs or inconveniences from this failure.

MIXERS

	Page
MINIPRO	4
MD 95	7
JUNIOR STANDARD	8
JUNIOR PLUS	9
MMX 98	15
PMX 83	16
PMX 98	17
PMDH 250	18 & 19
MX 79	20
MX 85	21
MX 91	22
MX 2000	23
MDH 460	24
MDH 2000	26
MX 2000 DSC 230 / 115 V - 50 / 60 Hz	28
SMX 450	40 & 41
SMX 500	42 & 43
SMX 502 - 600	44 & 45
SMX 600 E	46 & 47
SMX 600 DSC 115 V	48 & 49
SMX 800 E	50 & 51
SMX 800 DSC 115 V	52 & 53

CORDLESS MIXER

MPX 94 - Mini cordless	13
------------------------	----

WHISKS

JUNIOR WHISK	11
FD 98	12
FT 97	29
FT 86	30
FT 79	31

CORDLESS WHISK

FTP 94 - Mini whisk cordless	14
------------------------------	----

MULTI-FUNCTION

JUNIOR COMBI	9 & 10
PMF 250	18 & 19
MF 90	32 & 34
MF 2000	33 & 34
MFAP 90	32 & 34
MFAP 2000	33 & 34

RICER

PP 84	36
PP 97	37
PP 97 +	38 & 39

ACCESSORIES

THE ACCESSORIES OF MINIPRO Foodmill ricer - Whisks - cutter bowl)	5 & 6
RICER TOOL AP 90 / FM90	35
ICE CREAM MIXER TOOL GP 2000	25
DYNATURBO TOOL FOR SMX	25

CITRUS JUICER

PA 96	58
-------	----

GIRAFFE

POWER PRO	54,55,56 & 57
-----------	---------------

GIRAFE-MIXER

GM 93	59
-------	----

SALAD SPINNERS

ELECTRIC SALAD DRYER EM 98	60
MANUAL SALAD DRYER SD 99	61
MANUAL SALAD DRYER SD 92	61
MANUAL SALAD DRYER SD 92 SC SEALED COVER	62 & 63

SUPPORTS

SM4, SM6, SM8, SM10, SM12	58
---------------------------	----

VEGETABLE CUTTERS

FOOD CUTTER CF 2000	59
DYNACOUPE	64
DYNACUBE	65

CUTTER

DYNA CUTTER	66 & 67
-------------	---------

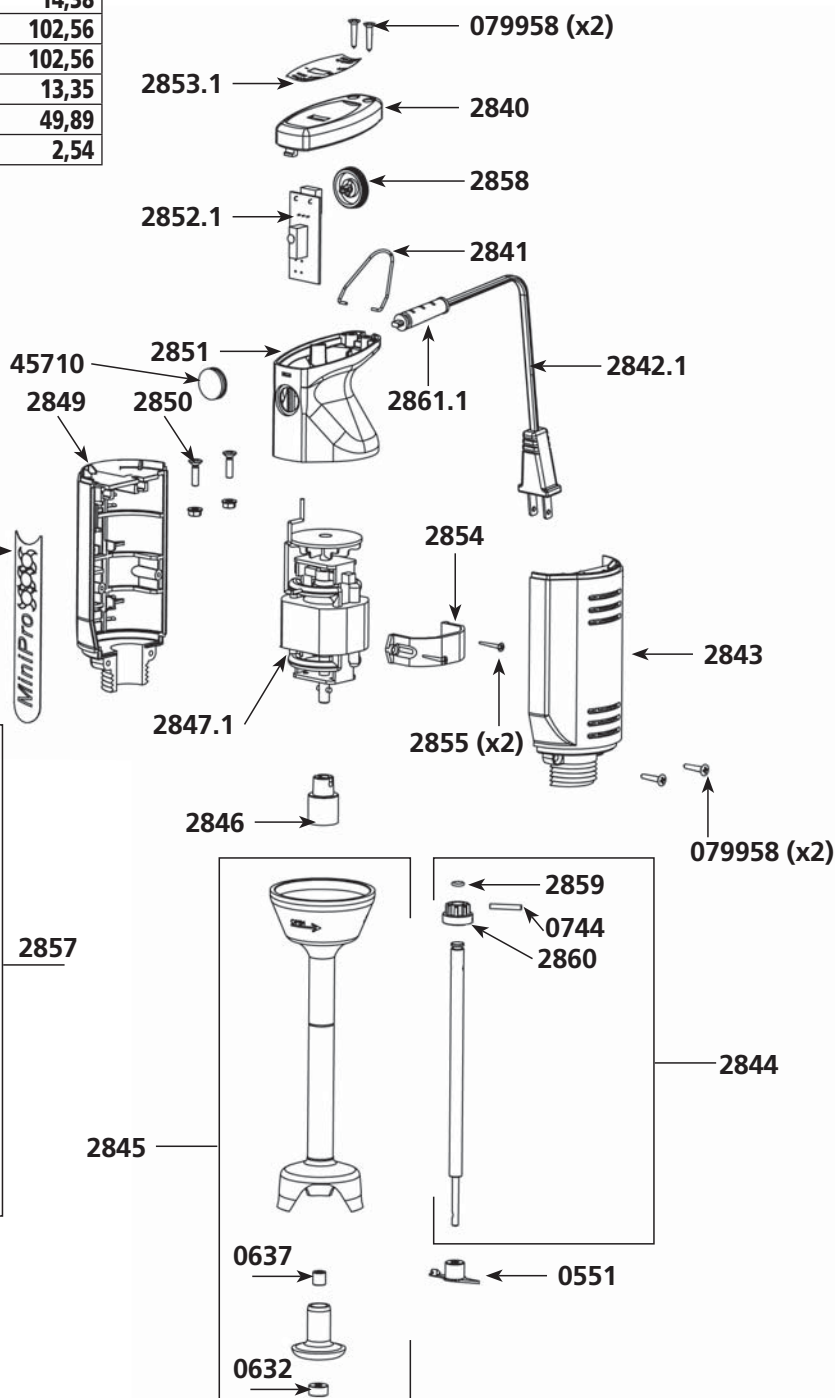
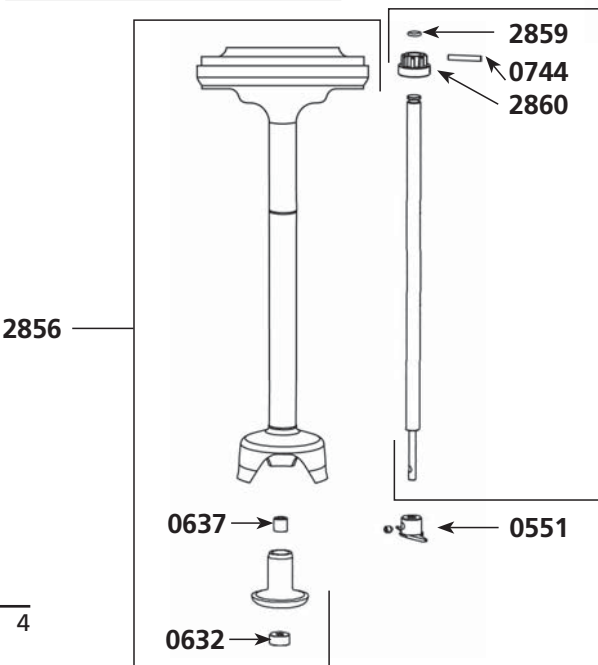
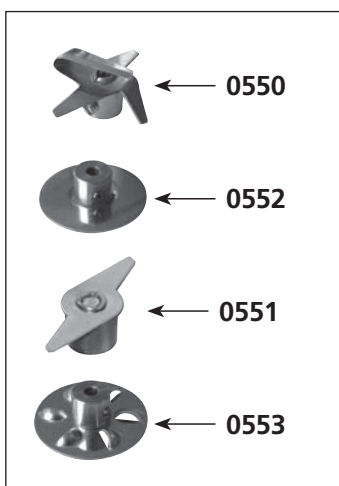
VS ATTACHMENT

VS ATTACHMENT	68 & 69
---------------	---------

Mixer MINIPRO

Parts list	Code	List \$ Price
Emulsifying blade	0550	16,52
Standard blade with screws	0551	16,52
Batter blade with screws	0552	16,52
Smoothie emulsifying blade with screws	0553	16,52
Double lip waterproof seal	0632	9,30
Self-lubricating ring	0637	2,07
Pins 3 x 20	0744	2,38
Cover or handle screws	079958	2,18
Cover	2840	15,50
Hook	2841	8,39
Power cord	2842	21,65
Right handle	2843	49,89
Shaft and sprocket	2844	23,32
Minipro foot assembly + bushing + seal	2845	103,09
Coupling	2846	14,38
Motor 230 V	2847	102,56
Motor 115 V	2847.1	102,56
Dynamic label	2848	13,35
Left handle	2849	49,89
Screws + washer + handle nuts (2)	2850	2,54

Parts list	Code	List \$ Price
Handle	2851	26,45
Circuit board	2852.1	66,35
ID label (230V)	2853	5,76
ID label (115V)	2853.1	5,76
Motor bracket	2854	16,93
Screws for motor bracket	2855	2,18
Dynashake foot assembly + ring + seal	2856	123,35
Shaft and bearing (Dynashake)	2857	33,44
Variator knob	2858	12,36
Driving shaft joint	2859	2,76
Coupling hub	2860	11,74
Strain relief 115 V	2861.1	5,69
Handle cap protectors	45710	3,33




IMPORTANT : Each spare part order must include the type and the number of the product which appears on the identification plate.


Parts list
Potato ricer assembly

Code	List \$	Price
Handle screws (4)	2870	6,27
O. ring (x4)	2871	5,13
Ricer inferior carter	1179	32,68
Equipped upper shaft	2872	70,30
Secured washer	1181	7,22
Interior geared crown	2873	77,90
Equipped output shaft	2874	136,80
Equipped spacer for potato ricer	2875	41,80
Nut holder + nut	2876	13,49
Potato grid	089940	58,90
Grid holder	1195	4,18
Potato blade	08995	35,15
Compression washer	1196	3,42
O. ring	0650	5,89

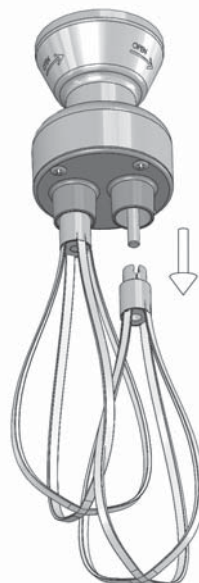
Potato ricer assembly



Ricer grid assembly



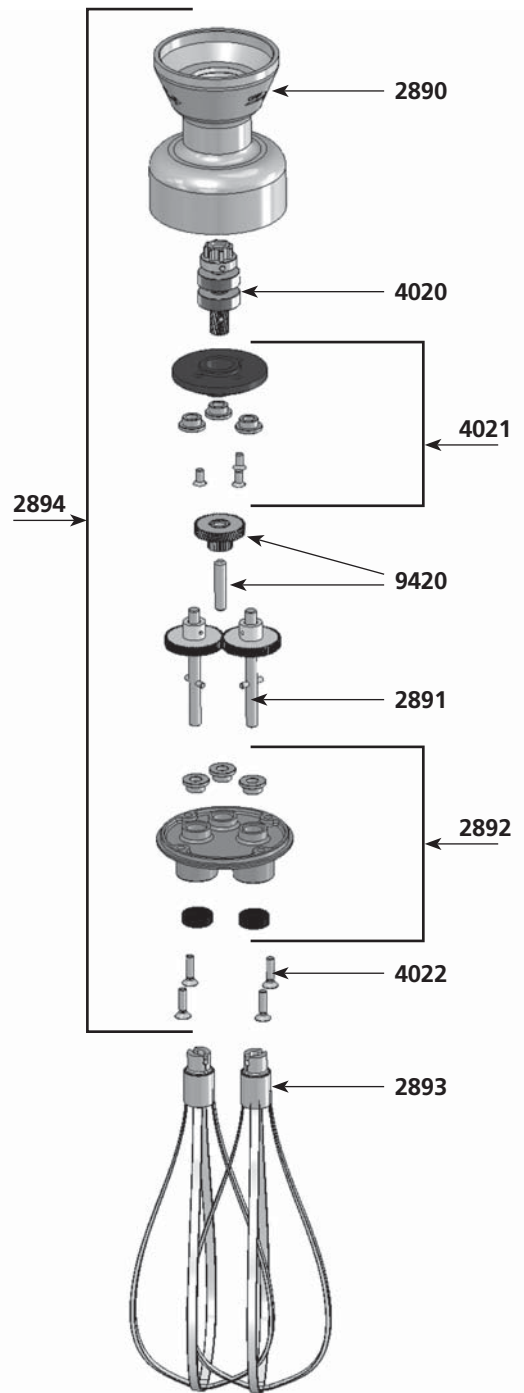
Whisk tool dismantling



Parts list
Dynamix whisks

Code	List \$	Price
Lower motor whisk housing	2890	103,55
Equipped output axle w/ 2 gears+pins	2891	69,35
Holder assembly w/ 3 self-lubricating rings	2892	39,14
Whisk tool (2)	2893	72,20
Reduction gear assembly (without whisk)	2894	155,80
Equipped upper shaft	4020	70,49
Equipped plate with rings	4021	41,84
Holder assembly screws	4022	4,52
Middle gear & axle	9420	92,25

Minipro whisks



Parts list Code List \$ Price

Dynamix cutter

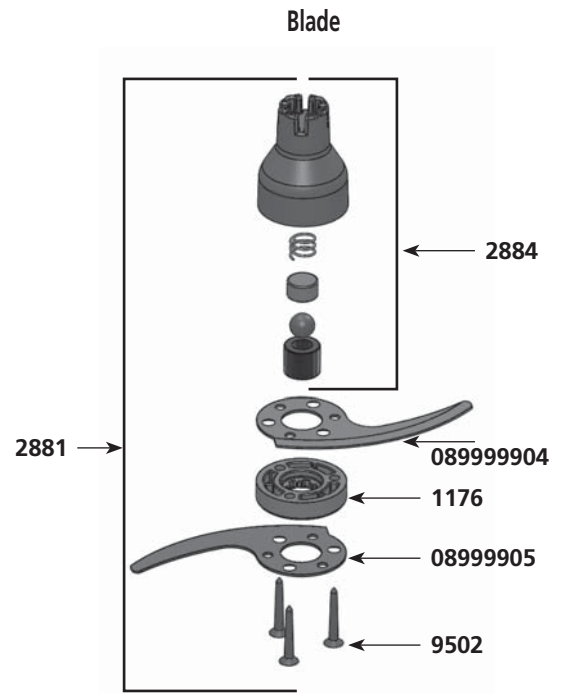
Equipped cover	2880	193,80
Blade	2881	64,60
Bowl	2882	45,60
Base	1178	18,05

Equipped lid2880

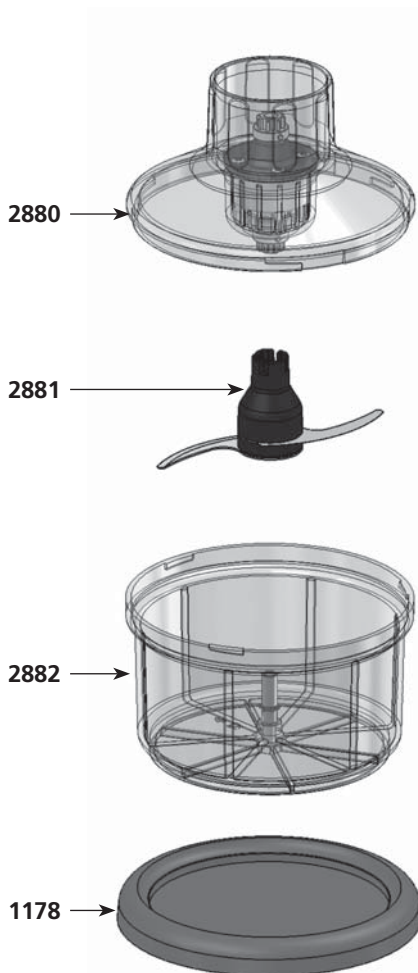
Equipped upper shaft	2885	60,80
Handle screws (4)	2886	5,89
Reduction plate + ring	2887	23,18
Lid + reduction gear	2888	117,80
O. ring (x4)	2871	5,13
O. ring	0658	6,08

Blade2881

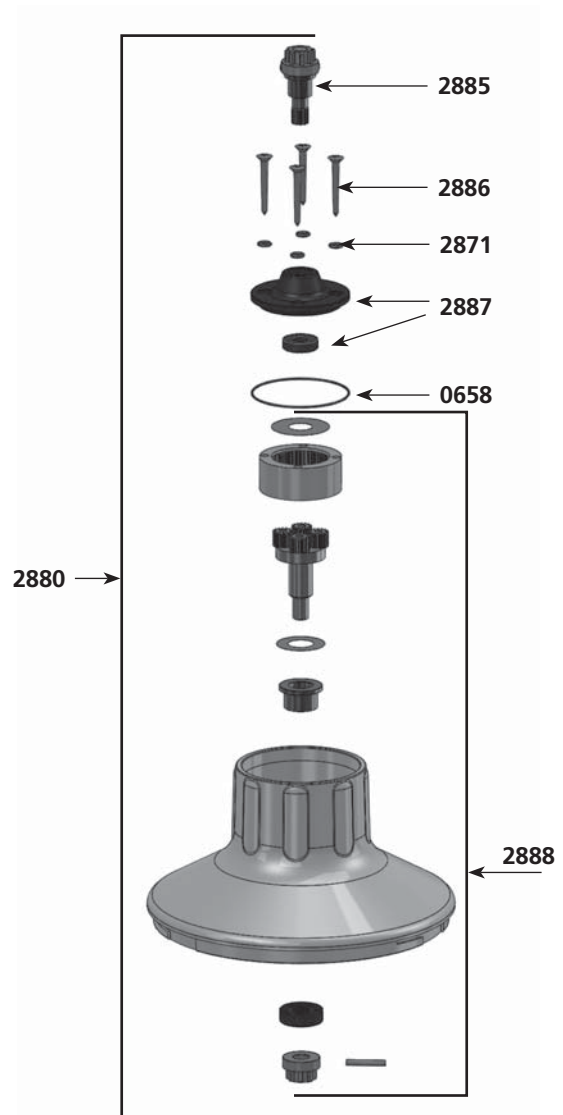
Equipped cone	2884	24,32
A blade	08999904	20,90
Blade holder	1176	7,98
B blade	08999905	20,90
Set of screws (x3)	9502	3,42

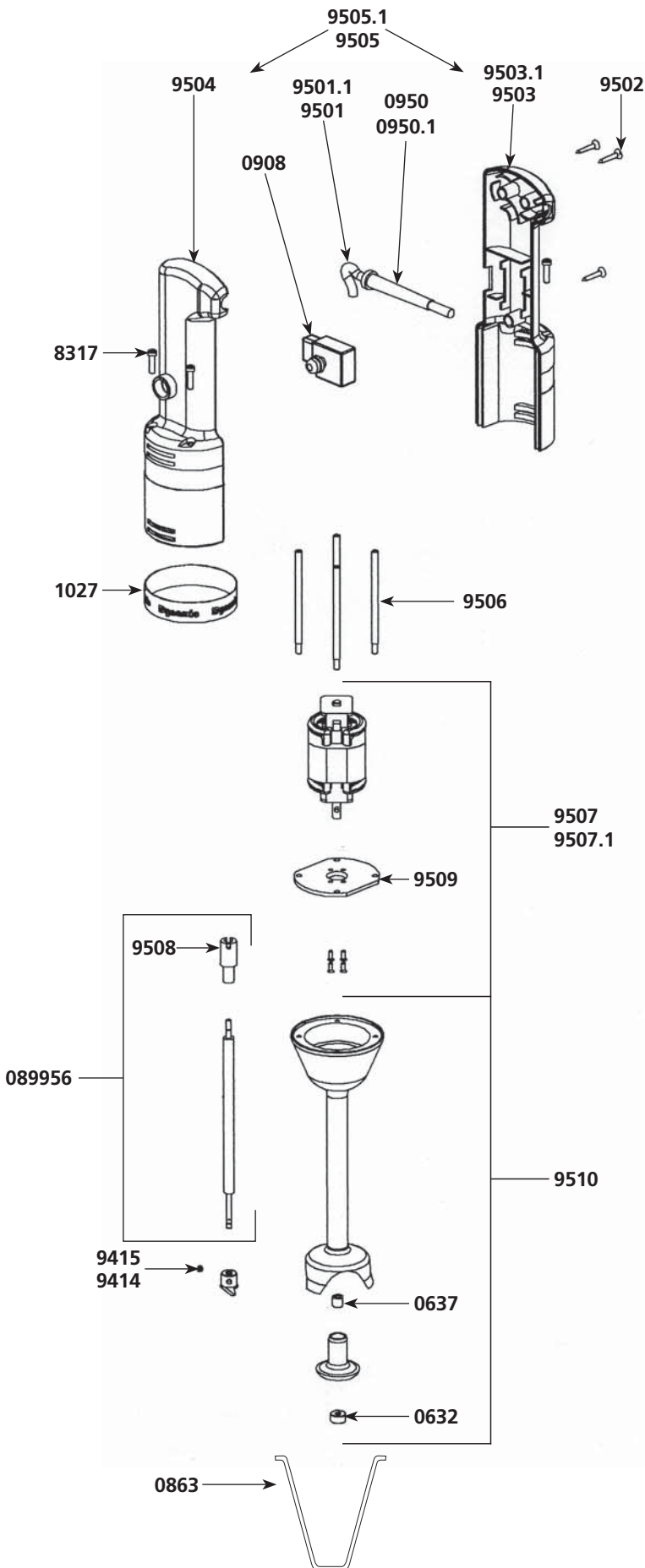


Dynamix cutter



Equipped lid





Parts list

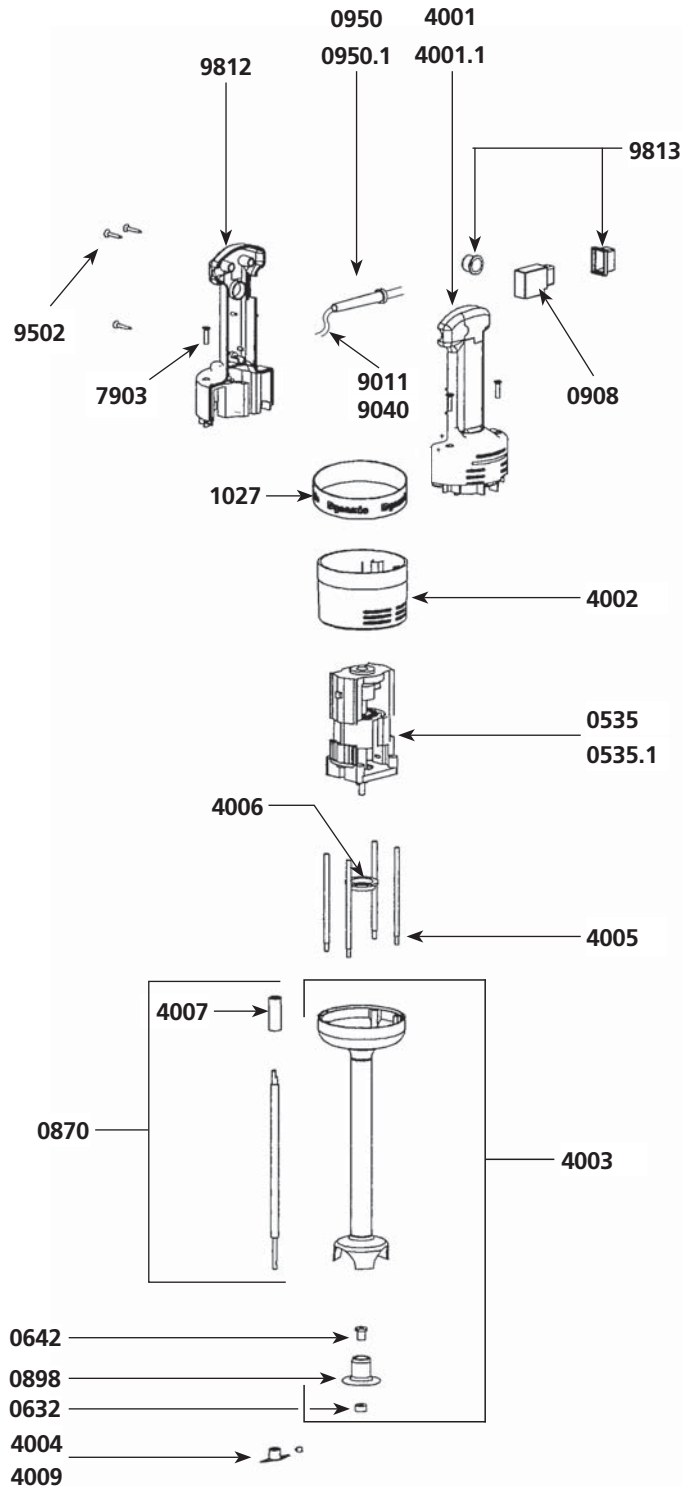
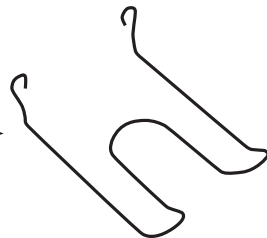
Code List \$ Price

Parts list	Code	List \$	Price
Waterproof seal	0632		9,30
Bushing	0637		2,06
Hook	0863		8,38
Complete stainless steel shaft + coupling	089956		23,28
Non-locking switch	0908		32,06
Filtering Capacitor	0909		13,58
Strain relief 230V	0950		2,68
Strain relief 115V	0950.1		2,68
Dynamic label	1027		13,35
Spacer screws (4)	8317		4,96
Power cord (UK)	9067		54,21
Emulsifying blade	9414		36,63
Cutter blade w/screws	9415		24,40
Power cord 230 V	9501		21,64
Power cord 115 V	9501.1		21,64
Handle screws (3)	9502		0,66
Lower handle w/ label 230 V	9503		50,40
Lower handle w/ label 115 V	9503.1		50,40
Upper half handle	9504		49,88
Complete handle 230 V (w/sticker, screws, logo, switch, strain relief, power cord)	9505		112,80
Complete handle 115 V (w/sticker, screws, logo, switch, strain relief, power cord)	9505.1		112,80
Spacer rods (4)	9506		14,17
Motor & screw & capacitor 230 V	9507		102,46
Motor & screw & capacitor 115 V	9507.1		102,46
Coupling sleeve	9508		9,98
Motor holder w/4 screws	9509		12,74
Foot assembly w/ bearing (exc. shaft + blade)	9510		103,01
Motor brushes (2) 230 V	9512		14,37
Motor brushes (2) 115 V	9512.1		14,37

JUNIOR STANDARD

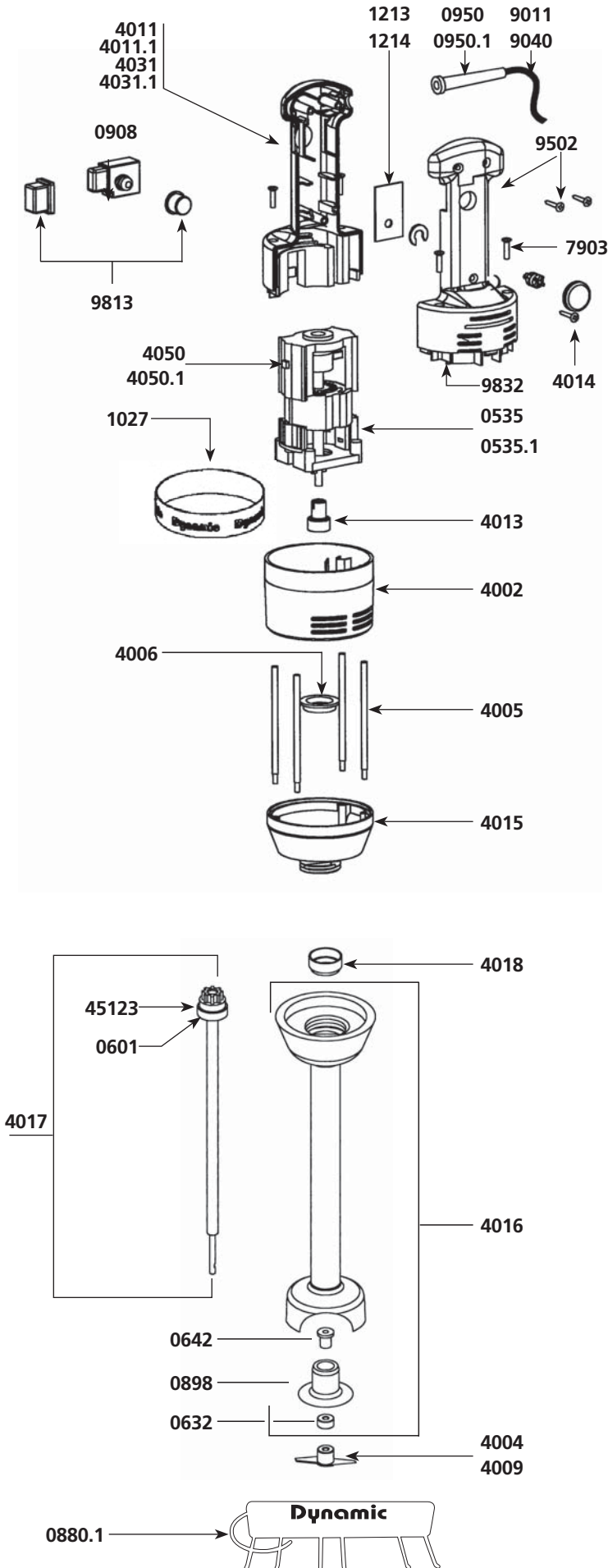
Parts list	Code	List \$ Price
Motor 230 V	0535	181,98
Motor 115 V	0535.1	181,98
Waterproof seal	0632	9,30
Bushing	0642	2,06
Stainless steel shaft + coupling	0870	39,60
Support for seal	0898	17,71
Wall bracket	089959	22,46
Non-locking switch	0908	32,06
Strain relief 230 V	0950	2,68
Strain relief 115 V	0950.1	2,68
Dynamic label	1027	13,35
Label w/ serial number 230 V	1081	5,60
Label w/ serial number 115 V	1082	5,60
Complete handle 230 V	4000	71,64
Lower half handle w/ label 230 V	4001	31,19
Lower half handle w/ label 115 V	4001.1	31,19
Upper motor housing	4002	26,19
Foot assembly w/ bearing (exc. Shaft + blade)	4003	137,64
Cutter blade	4004	31,45
Spacer rods (4)	4005	16,92
Ball bearing sleeve	4006	4,81
Coupling sleeve	4007	13,07
Filtering capacitor	4008	17,24
Emulsifying blade	4009	44,56
Carbon brushes (2) 230 V	4050	13,41
Carbon brushes (2) 115 V	4050.1	13,41
Spacer screws (4)	7903	4,96
Power cord 230 V	9011	23,76
Power cord 115 V	9040	29,74
Power cord (Australian)	9066	59,58
Power cord (UK)	9067	54,21
Handle screws (3)	9502	0,66
Upper half handle	9812	28,02
Switch protector	9813	9,25

089959



IMPORTANT : Each spare part order must include the type and the number of the product which appears on the identification plate.

Power unit



Parts list

Code List \$ Price

Code	List \$	Price
Stator 230 V	0535	181,98
Stator 115 V	0535.1	181,98
Wall bracket	0880.1	79,16
Non-locking switch	0908	32,06
Strain relief 230V	0950	2,68
Strain relief 115V	0950.1	2,68
Dynamic label	1027	13,35
Id label (Junior Plus) 230V	1084	5,75
Id label (Junior Plus) 115V	1085	5,75
Id label (Junior Combi) 230V	1086	5,75
Id label (Junior Combi) 115V	1087	5,75
Speed variator 230V	1213	106,11
Speed variator 115V	1214	92,21
Upper motor housing	4002	26,19
Spacer rods (4)	4005	16,92
Ball bearing sleeve	4006	4,81
Complete handle w/ power cord 230V	4010	115,99
Complete handle w/ power cord 115V	4010.1	115,99
Lower half handle w/ Junior Plus label 230V	4011	31,19
Lower half handle w/ Junior Plus label 115V	4011.1	31,19
Filtering capacitor	4012	18,67
Coupling	4013	14,37
Speed variator knob	4014	14,37
Lower aluminium motor housing	4015	124,52
Complete handle w/ power cord 230V	4030	115,99
Complete handle w/ power cord 115V	4030.1	115,99
Lower half handle w/ Junior Combi label 230V	4031	31,19
Lower half handle w/ Junior Combi label 115V	4031.1	31,19
Motor brushes (2) 230 V	4050	13,41
Motor brushes (2) 115 V	4050.1	13,41
Spacer screws (4)	7903	4,96
Power cord 230 V	9011	23,76
Power cord 115 V	9040	29,74
Power cord (Australian)	9066	59,58
Power cord (UK)	9067	54,21
Handle screws (3)	9502	0,66
Switch protector	9813	9,25
Upper half handle Junior Plus & Junior Combi	9832	28,02
Complete motor block (see machine catalog)	AC100	-

Complete foot assembly

Parts list

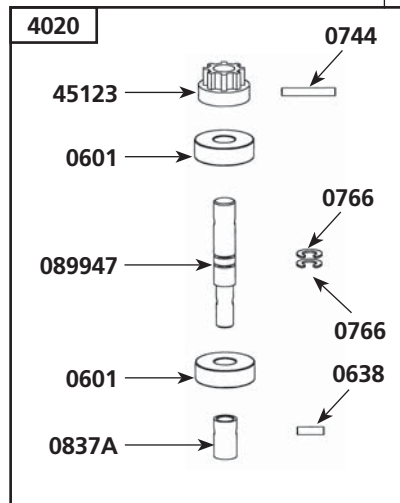
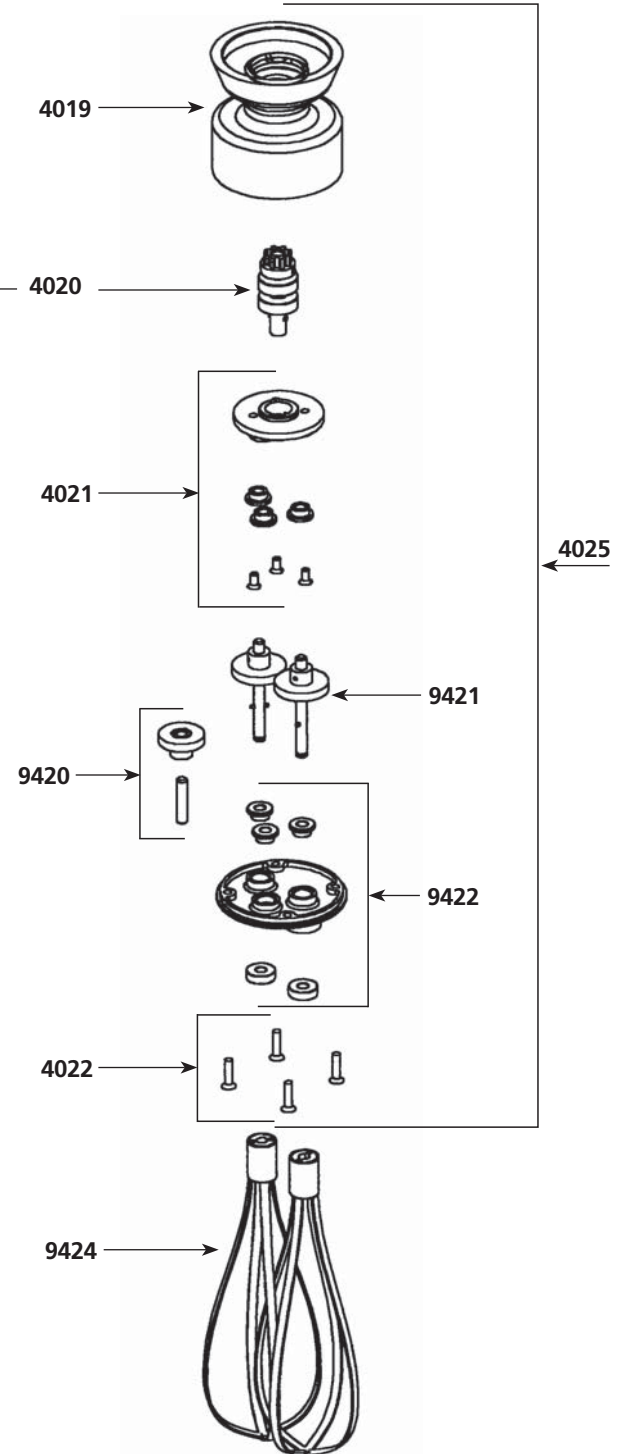
Code List \$ Price

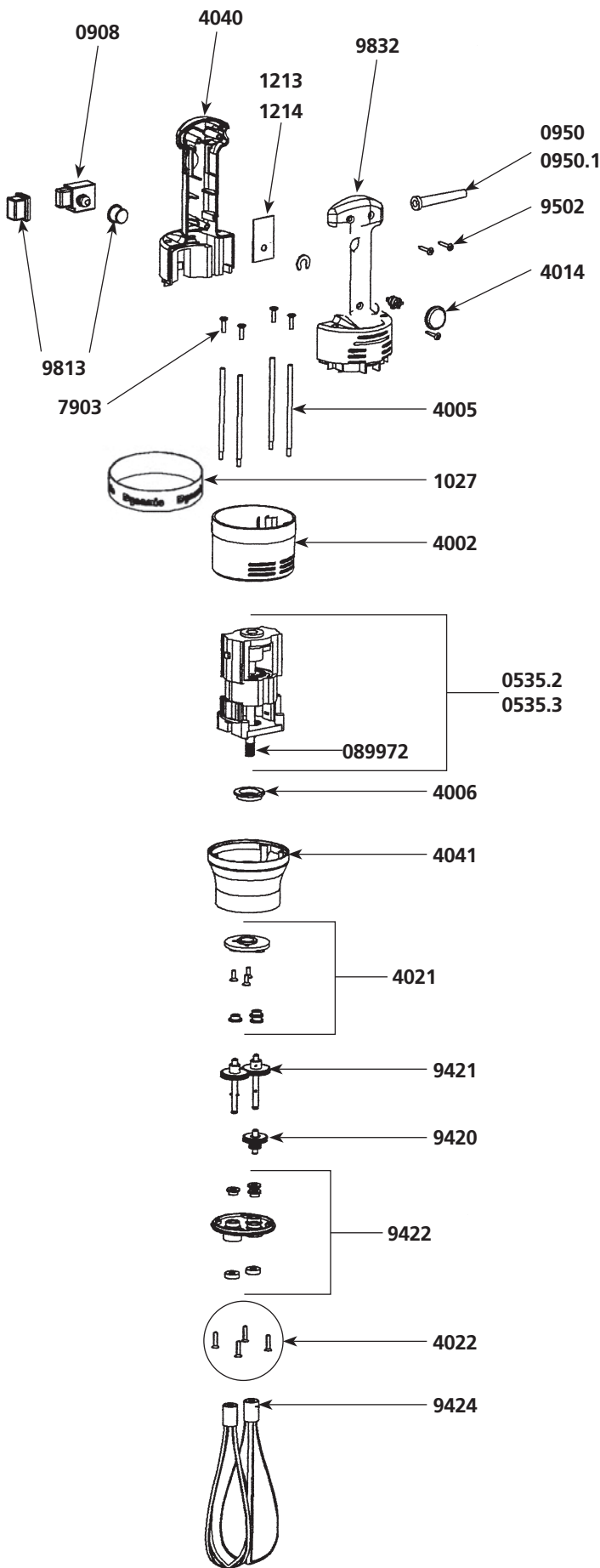
Code	List \$	Price
Ball bearing	0601	15,31
Waterproof seal	0632	9,30
Bushing	0642	2,06
Bearing only	0898	17,71
Cutter blade	4004	31,45
Emulsifying blade	4009	44,56
Foot assembly	4016	199,57
Kit w/shaft and coupling hub	4017	86,23
Ball bearing sleeve	4018	4,33
Coupling hub	45123	24,19
Complete Junior foot (see machine catalog)	AC101	-

Whisk tool

Parts list Code List \$ Price

Parts list	Code	List \$	Price
Ball bearing	0601	15,31	
Pins 3 x 10	0638	0,58	
Pins 3 x 20	0745	2,15	
Open head locking washer (unit)	0766	1,49	
Entry gear	0837A	31,94	
Lower motor whisk housing	4019	130,02	
Equipped upper shaft (complete)	4020	70,58	
Plate w/ seals and screws	4021	41,80	
Holder assembly screws (4)	4022	4,53	
Reduction gear assembly	4025	285,93	
Middle gear & shaft	9420	92,21	
Equipped output axle w/ 2 gears+pins	9421	87,75	
Holder assembly w/ 3 self lubricating rings	9422	46,61	
Whisk tool (2)	9424	84,03	
Coupling hub	45123	24,19	
Upper driving shaft	089947	33,54	
Complete Junior Whisk tool (see machine catalog)	AC102	-	

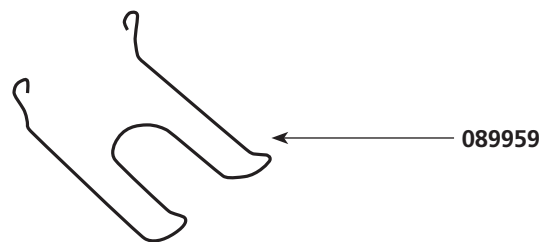




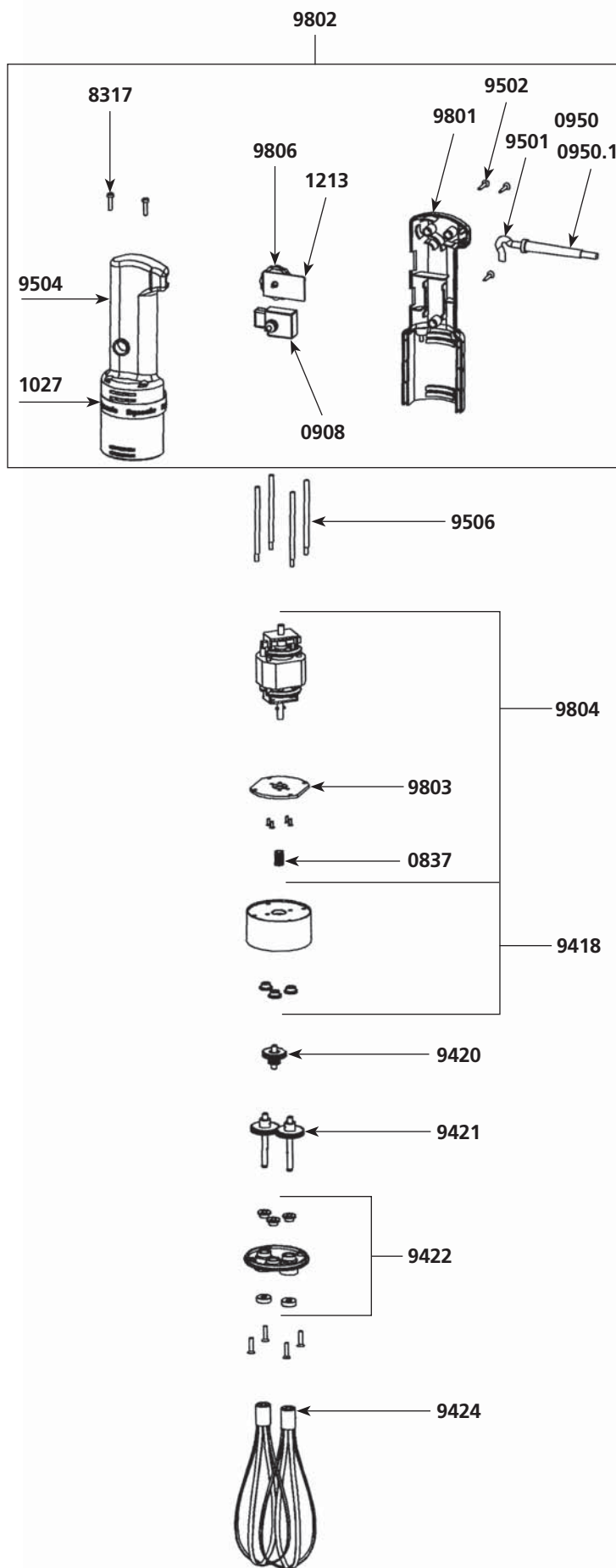
Parts list

Code List \$ Price

	Code	List \$	Price
Motor 230 V + Gear	0535.2	219,83	
Motor 115 V + Gear	0535.3	223,02	
Pin 3x14	0745	2,15	
Non-locking switch	0908	32,06	
Strain relief 230 V	0950	2,68	
Strain relief 115 V	0950.1	2,68	
Dynamic label	1027	13,35	
Speed variator 230 V	1213	106,11	
Speed variator 115 V	1214	92,21	
Upper motor housing	4002	26,19	
Spacer rods (4)	4005	16,92	
Ball bearing sleeve	4006	4,81	
Filtering capacitor	4012	18,67	
Speed variator knob	4014	14,37	
Plate w/ seals and screws	4021	41,80	
Holder assembly screws (4)	4022	4,53	
Lower half handle w/ Junior Whisk label 230 V	4040	31,19	
Lower half handle w/ Junior Whisk label 115 V	4040.1	31,19	
Lower aluminium motor housing	4041	130,02	
Complete handle Junior Whisk 230 V	4042	135,51	
Complete handle Junior Whisk 115 V	4042.1	135,51	
Motor brushes (2) 230 V	4050	13,41	
Motor brushes (2) 115 V	4050.1	13,41	
Spacer screws (4)	7903	4,96	
Power cord 230 V	9011	23,76	
Power cord 115 V	9040	29,74	
Power cord Australian	9066	59,58	
Power cord UK	9067	54,21	
Middle gear & axle	9420	92,21	
Equipped output axle w/ 2 gears+pins	9421	87,75	
Holder assembly w/ seals & washer	9422	46,61	
Whisk tool (2)	9424	84,03	
Handle screws (3)	9502	0,66	
Switch protector	9813	9,25	
Upper half handle	9832	28,02	
Label w/ serial number 230 V	1099.10	5,75	
Label w/ serial number 115 V	1099.11	5,75	
Wall bracket	089959	22,46	
Gear + Pin	089972	42,35	

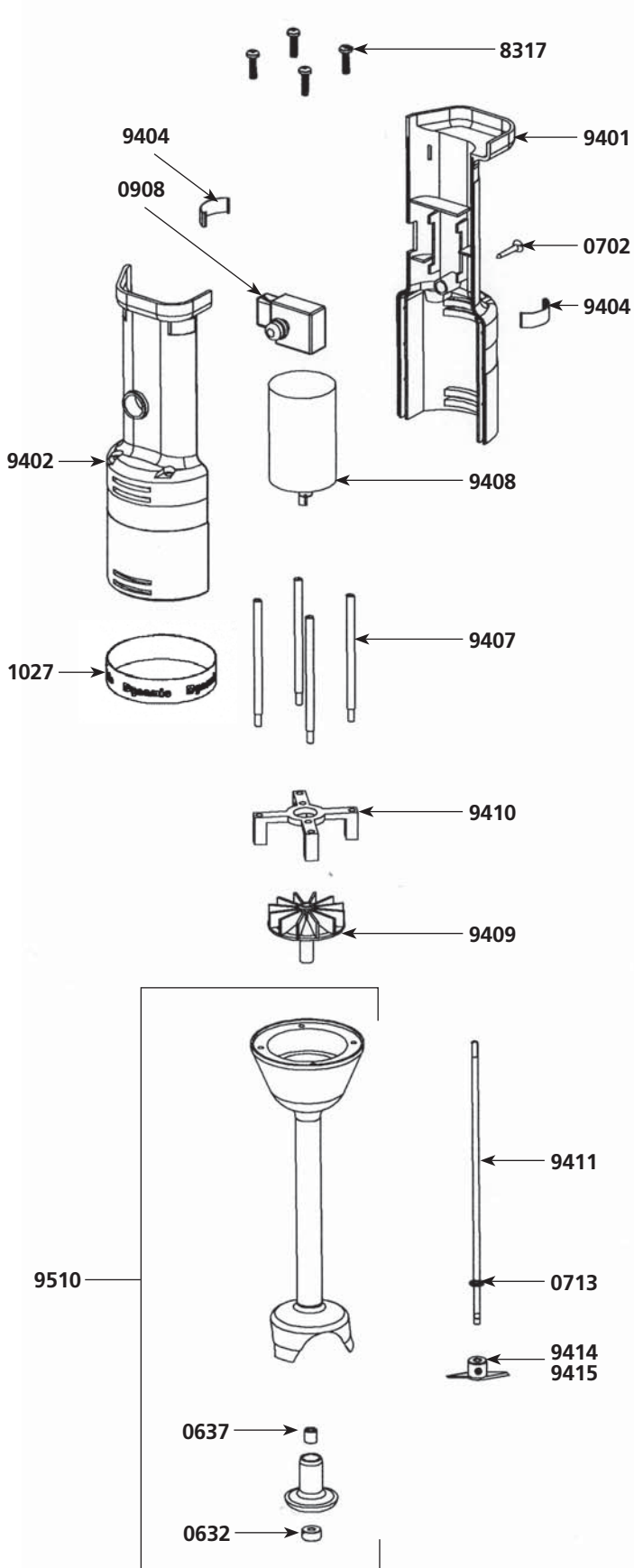


Parts list	Code	List \$ Price
Pin for gear	0638	2,15
Enter gear w/ pin	0837	44,52
Non-locking switch	0908	32,06
Capacitor	0909	13,58
Strain relief 230 V	0950	2,68
Strain relief 115 V	0950.1	2,68
Dynamic label	1027	13,35
ID label 230 V	1059	11,75
ID label 115 V	1060	11,75
Speed variator 230 V	1213	106,11
Speed variator 115 V	1214	92,21
Spacer screws (4)	8317	4,96
Whisk connection box w/3 rings	9418	76,55
Middle gear & axle	9420	92,21
Output axle	9421	87,75
Holder assembly w/ 3 self lubricating rings	9422	46,61
Whisk tools (2)	9424	84,03
Power cord 230 V	9501	21,64
Power cord 115 V	9501.1	21,64
Handle screws (3)	9502	0,66
Upper half handle	9504	49,88
Spacer rods	9506	14,17
Half handle label side 230 V	9801	50,40
Half handle label side 115 V	9801.1	50,40
Complete handle 230 V (w/variator, power cord, switch and strain relief)	9802	178,99
Complete handle 115 V (w/variator, power cord, switch and strain relief)	9802.1	178,99
Motor holder	9803	178,99
Motor support w/4 screws 230 V	9804	12,39
Motor support w/4 screws 115 V	9804.1	110,00
Variator knob	9806	4,13



IMPORTANT : Each spare part order must include the type and the number of the product which appears on the identification plate.

MXP 94 MINI CORDLESS MIXER*



Parts list

Code List \$ Price

Parts list	Code	List \$	Price
Waterproof seal	0632		9,30
Self-lubricating ring	0637		8,93
Handle screw (1)	0702		0,80
Locking washer	0713		1,85
Non-locking switch	0908		32,06
Dynamic label	1027		13,35
Spacer screws (4)	8317		4,96
Half handle (label side)	9401		46,08
Upper half handle	9402		46,08
Clips (2)	9404		6,30
Spacer rods (4)	9407		14,17
Motor	9408		104,92
Fan (coupling)	9409		7,17
Motor holder + screws	9410		6,28
Main shaft + locking washer	9411		13,26
Emulsifying blade	9414		36,63
Cutter blade w/screw	9415		24,40
Complete handle	9430		92,23
Foot assembly w/ bearing (exc. shaft + blade)	9510		103,01

***Mini cordless since :
01/01/2002**

Charger and battery
See machine catalog



*Upon stock availability

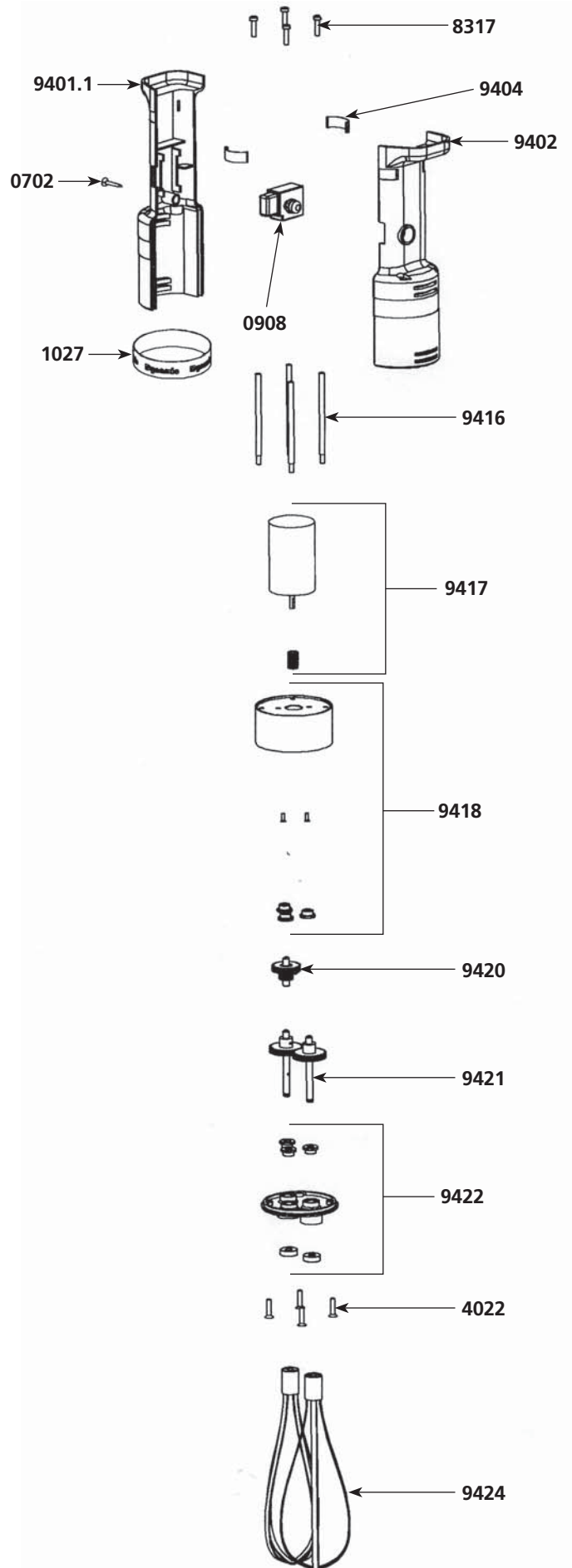
Spare parts price list 2012

Tel. 1.800.267.7794
Fax : 1.877.668.6623

www.dynamicmixersusa.com
e-mail : info@dynamicmixers.com

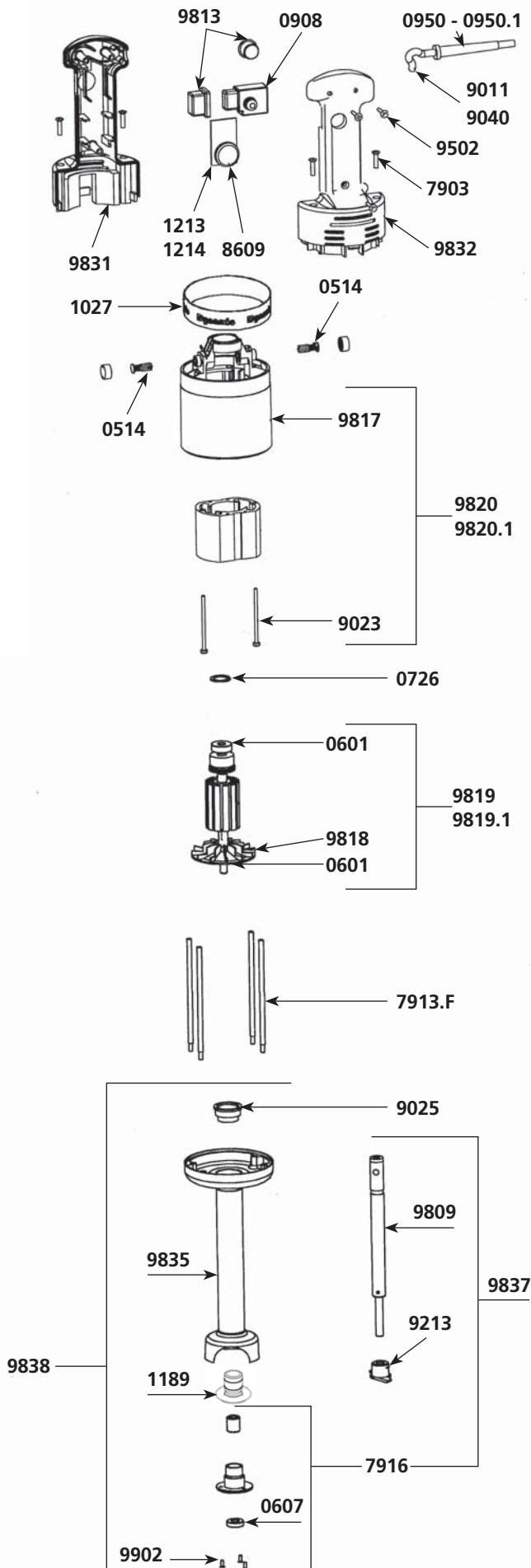
*FTP 94 MINI CORDLESS WHISK

Parts list	Code	List \$ Price
Handle screw (1)	0702	0,80
Non-locking switch	0908	32,06
Dynamic label	1027	13,35
Holder assembly screws	4022	4,53
Spacer screws (4)	8317	4,96
Lower half handle (label side)	9401.1	46,08
Upper half handle	9402	46,08
Clips (2)	9404	6,30
Spacer rods (4)	9416	14,17
Motor & gear	9417	129,69
Whisk connection box w/3 rings	9418	76,55
Middle gear & axle	9420	92,21
Equipped output shaft w/2 gears + 2 pins	9421	87,75
Holder assembly w/ seals & washer+D331	9422	46,61
Whisks (2)	9424	84,03
Complete handle	9431	92,23



*Upon stock availability

IMPORTANT : Each spare part order must include the type and the number of the product which appears on the identification plate.



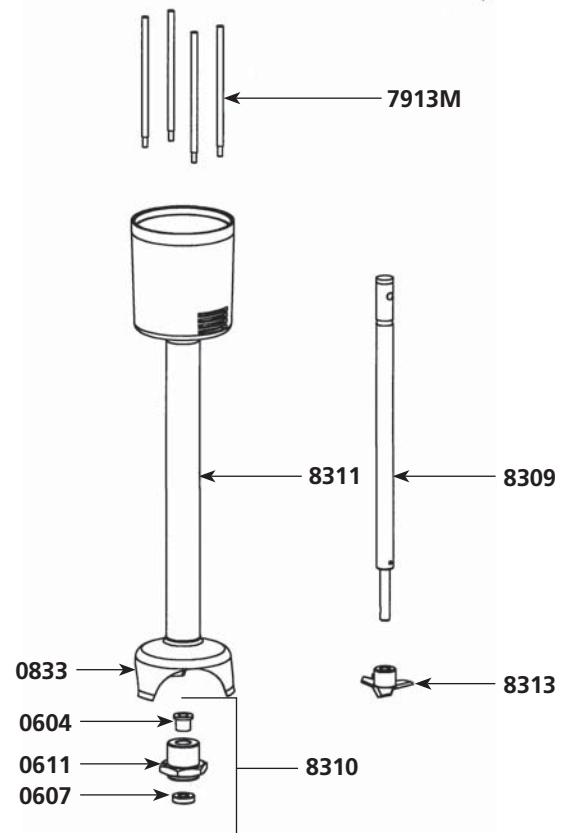
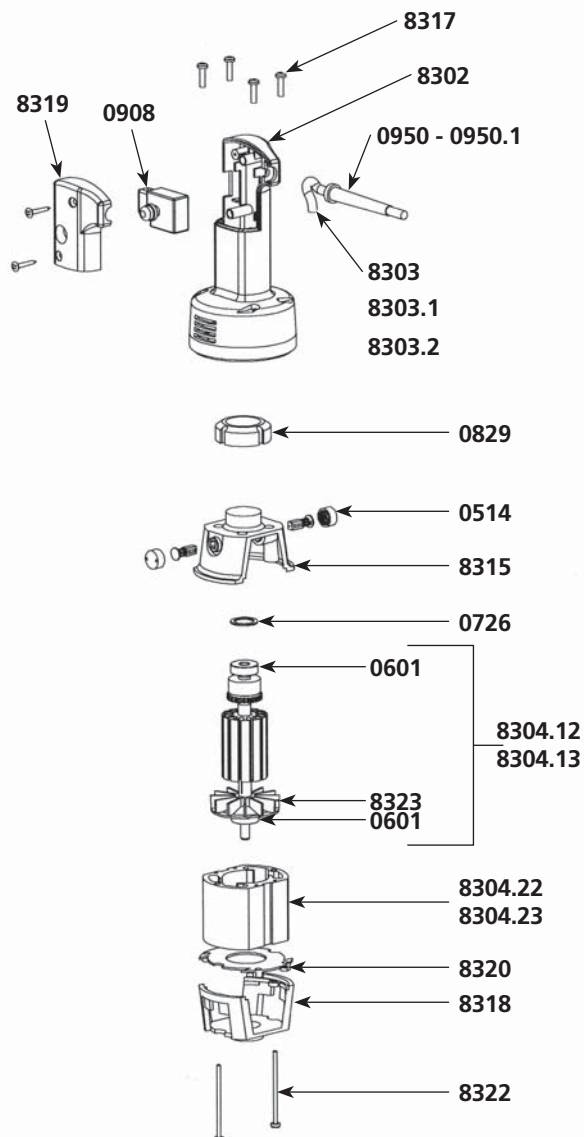
Parts list

Code List \$ Price

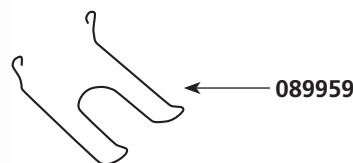
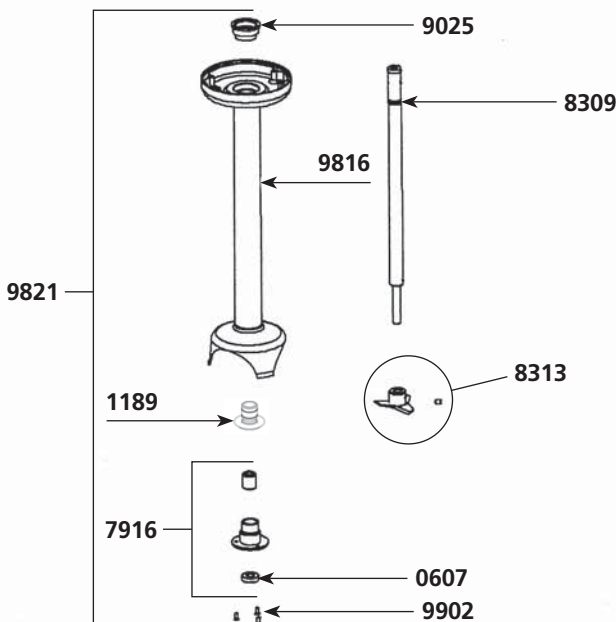
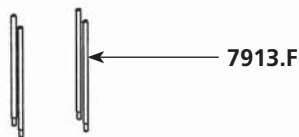
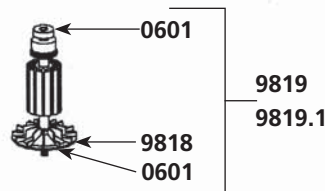
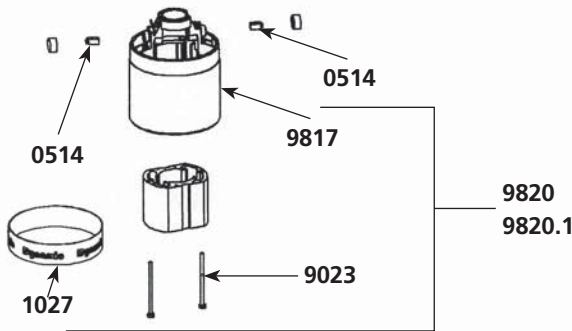
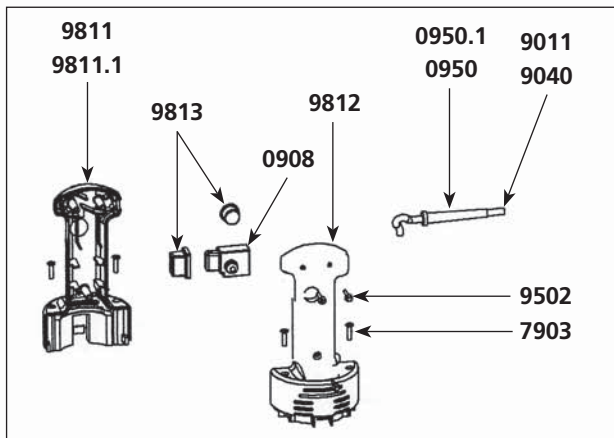
Parts list	Code	List \$ Price
Motor brushes (2)	0514	15,31
Ball bearing	0601	15,31
Waterproof seal	0607	19,97
Squeezing washer	0726	2,15
Non-locking switch	0908	32,06
Capacitor	0909	13,58
Strain relief 230 V	0950	2,68
Strain relief 115V	0950.1	2,68
Warning label	1017	5,39
Dynamic label	1027	13,35
Label w/ serial number 230 V	1065	5,12
Label w/ serial number 115 V	1066	5,12
Bearing holder + ring	1189	22,89
Variable speed control board 230 V	1213	106,11
Variable speed control board 115 V	1214	92,21
Spacer screws (4)	7903	4,96
Spacer rods (4)	7913.F	17,26
Lower bearing assembly	7916	37,10
Variable speed control button	8609	14,92
Power cord (2 cords) 230 V	9011	23,76
Stator screws (2)	9023	4,04
Self-lubricating ring	9025	4,68
Power cord 115 V	9040	29,74
Power cord (Australian)	9066	59,58
Power cord (UK)	9067	54,21
Cutter blade w/screws	9213	40,54
Handle screws (3)	9502	0,66
Shaft	9809	78,63
Switch protector	9813	9,25
Upper motor casing (w/carbon brushes holder)	9817	47,75
Fan	9818	11,01
Rotor 230 V	9819	258,38
Rotor 115 V	9819.1	258,38
Stator 230 V (w/carter, carbon brushes holder)	9820	258,38
Stator 115 V (w/carter, carbon brushes holder)	9820.1	258,38
Complete handle w/ slot for speed control knob 230 V	9830	135,51
Complete handle w/ slot for speed control knob 115 V	9830.1	135,51
Lower half handle (label side) 230V	9831	31,19
Upper half handle (label side) 115V	9831.1	31,19
Upper half handle	9832	28,02
Foot assembly (tube + housing + bell + bearing)	9835	163,57
Motor & shaft housing	9837	135,51
Complete foot assembly	9838	287,36
Lower bearing screws (3)	9902	1,34

Parts list	Code	List \$ Price
Motor brushes (2)	0514	15,31
Ball bearing	0601	15,31
Self-lubricating ring	0604	2,17
Waterproof seal	0607	19,97
O. ring	0611	2,15
Motor self-lubricating ring	0829	23,21
Hook	0860	8,38
Stainless steel bell	0833	95,57
Non-locking switch	0908	32,06
Capacitor	0909	13,58
Strain relief 230 V	0950	2,68
Strain relief 115 V	0950.1	2,68
Spacer rods (4)	7913M	17,26
Complete handle 230 V	8301	81,34
Complete handle 115 V	8301.1	81,34
Handle only w/screws	8302	44,48
Power cord 230 V	8303	31,94
Power cord (UK)	8303.1	54,21

Parts list	Code	List \$ Price
Power cord 115 V	8303.2	38,00
Power cord (Australian)	8303.3	48,80
Complete Motor 230 V	8304	447,34
Complete Motor 115 V	8304.1	447,34
Rotor 230 V	8304.12	258,38
Rotor 115 V	8304.13	258,38
Stator 230 V	8304.22	258,38
Stator 115 V	8304.23	258,38
Shaft	8309	80,25
S.S. lower ball bearing assembly	8310	133,60
Motor & shaft housing	8311	218,31
Cutter blade w/screw	8313	40,54
Upper motor casing (w/carbon brushes holder)	8315	54,91
Spacer screws	8317	4,96
Lower motor casing	8318	14,12
Handle cover + screws	8319	10,57
Deflector	8320	9,74
Ground wire	8321	5,92
Screws w/ ground washer (2)	8322	0,92
Fan	8323	9,74



9810 - 9810.1




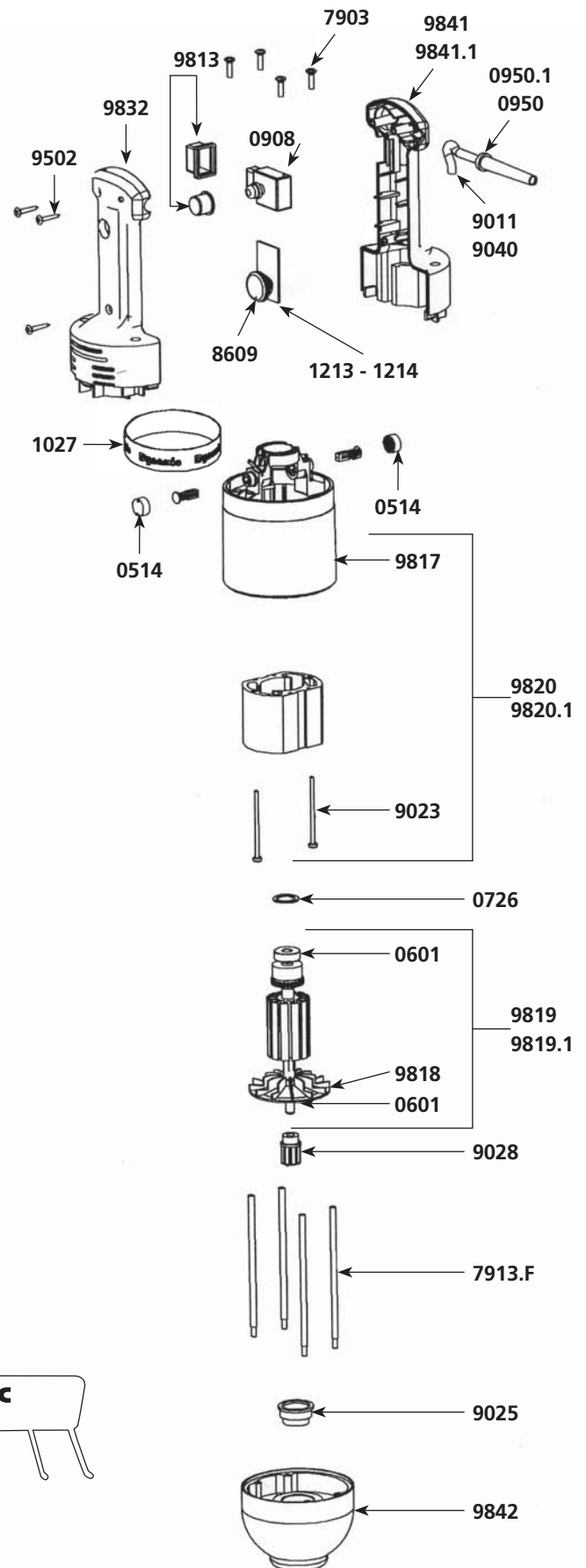
Parts list

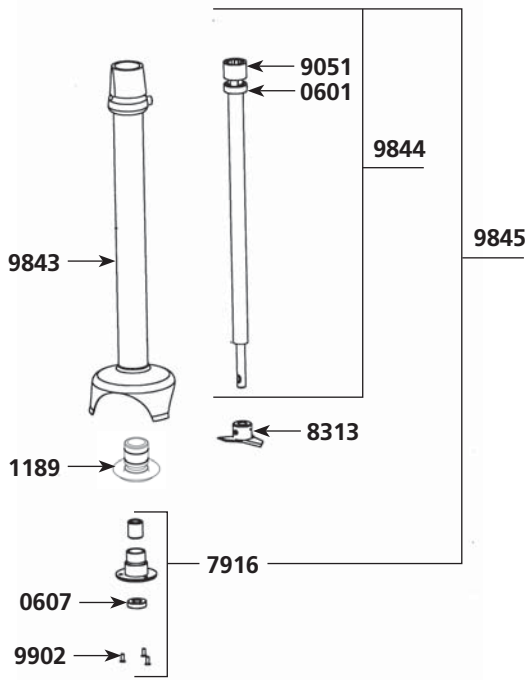
Code List \$ Price

Parts list	Code	List \$	Price
Motor brushes (2)	0514	15,31	
Ball bearing	0601	15,31	
Waterproof seal	0607	19,97	
Squeezing washer	0726	2,15	
Wall bracket	089959	22,46	
Non-locking switch	0908	32,06	
Strain relief 230 V	0950	2,68	
Strain relief 115V	0950.1	2,68	
Capacitor	0972.1	17,32	
Warning label	1017	5,39	
Dynamic label	1027	13,35	
Label w/ serial number 230 V	1063	5,60	
Label w/ serial number 115 V	1064	5,60	
Lower bearing assembly support	1189	22,89	
Speed variator (option) (230V)	1213	106,11	
Speed variator (option) (115V)	1214	92,21	
Spacer screws (4)	7903	4,96	
Spacer rods (4)	7913.F	17,26	
Lower ball bearing assembly	7916	37,10	
Shaft	8309	80,25	
Cutter blade w/screw	8313	40,54	
Power cord 230 V	9011	23,76	
Stator screws (2)	9023	4,04	
Ball bearing sleeve	9025	4,68	
Power cord 115 V	9040	29,74	
Power cord (Australian)	9066	59,58	
Power cord (UK)	9067	54,21	
Handle screws (3)	9502	0,66	
Complete handle 230 V	9810	71,64	
Complete handle 115 V	9810.1	71,64	
Lower half handle w/ label 230 V	9811	31,19	
Lower half handle w/ label 115 V	9811.1	31,19	
Upper half handle	9812	28,02	
Switch protector (2)	9813	9,25	
Motor & shaft housing + palier + bearing	9816	163,57	
Upper motor casing (w/carbon brushes holders)	9817	47,75	
Fan	9818	11,01	
Rotor 230 V	9819	258,38	
Rotor 115 V	9819.1	258,38	
Stator 230 V (w/carter, carbon brushes holders)	9820	258,38	
Stator 115 V (w/carter, carbon brushes holders)	9820.1	258,38	
Complete foot assembly	9821	314,50	
Shaft, lower ball bearing & cutter assembly	9836	135,51	
Lower bearing screws (3)	9902	1,34	

MOTOR BLOCK PMDH / PMF 250

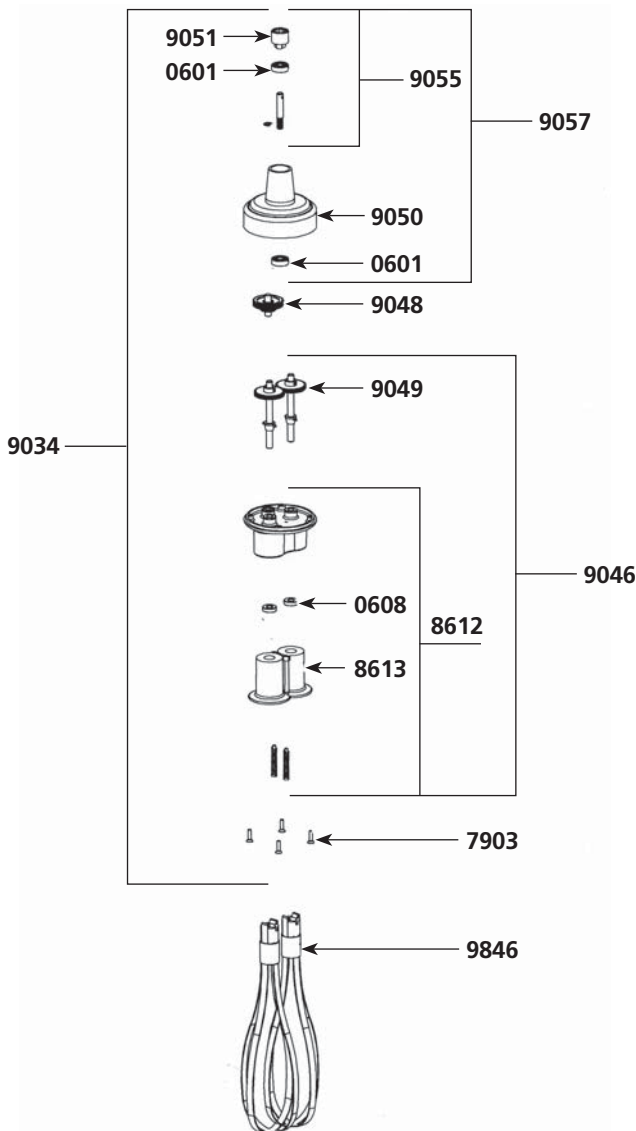
Parts list	Code	List \$ Price
Motor brushes (2)	0514	15,31
Ball bearing	0601	15,31
Squeezing washer	0726	2,15
Wall bracket	0880	8,94
Non-locking switch	0908	32,06
Capacitor	0909	13,58
Strain relief 230 V	0950	2,68
Strain relief 115V	0950.1	2,68
Warning label	1017	5,39
Dynamic label	1027	13,35
Label w/ serial number 230 V	1071	5,60
Label w/ serial number 115 V	1072	5,60
Variable speed control board 230 V	1213	106,11
Variable speed control board 115 V	1214	92,21
Spacer screws (4)	7903	4,96
Spacer rods (4)	7913.F	17,26
Variable speed control knob	8609	14,92
Power cord 230 V	9011	23,76
Stator screws (2)	9023	4,04
Self-lubricating ring	9025	4,68
Coupler for armature	9028	10,19
Power cord 115 V	9040	29,74
Power cord (UK)	9067	54,21
Handle screws (3)	9502	0,66
Switch protector	9813	9,25
Upper motor casing	9817	47,75
Fan	9818	11,01
Rotor w/o coupling 230 V	9819	258,38
Rotor w/o coupling 115 V	9819.1	258,38
Stator 230 V w/carter, carbon brushes holders	9820	258,38
Stator 115 V w/carter, carbon brushes holders	9820.1	258,38
Upper half handle	9832	28,02
Complete handle 230 V	9840	135,51
Complete handle 115 V	9840.1	135,51
Lower half handle w/ label 230 V	9841	31,19
Lower half handle w/ label 115 V	9841.1	31,19
Aluminium carter	9842	143,67
BM 250 Motor block (see machine catalog)	AC005	-





PMF - PMDH 250 foot

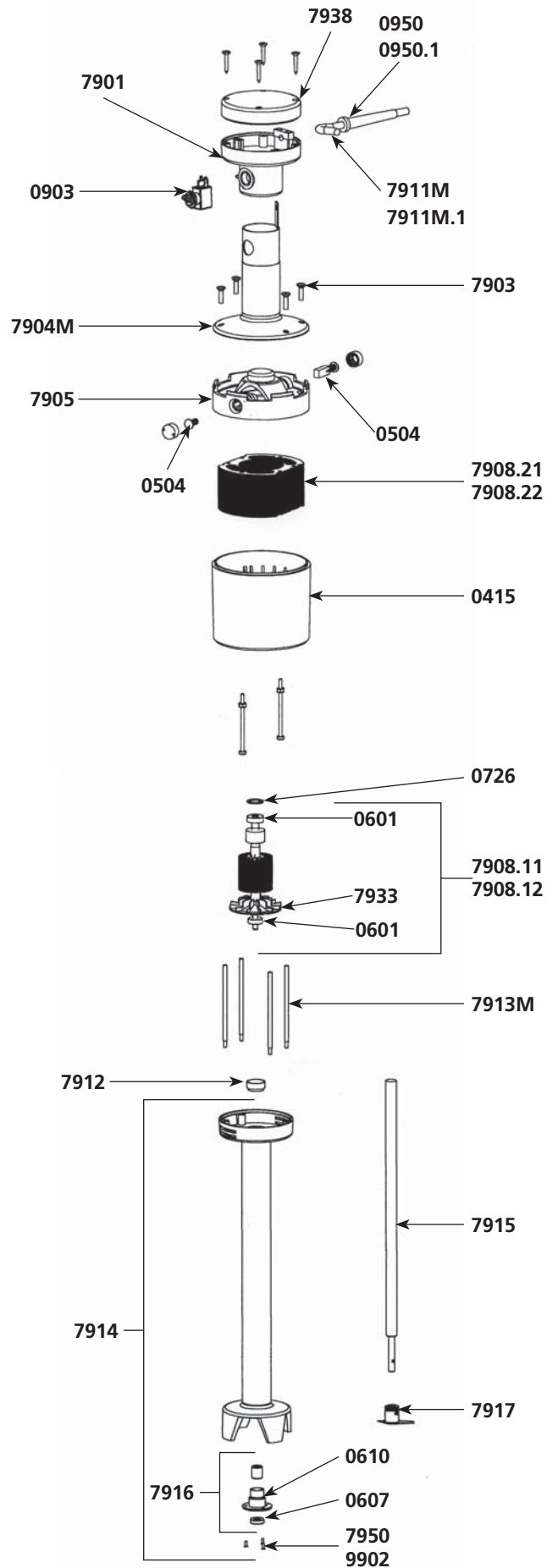
Parts list	Code	List \$ Price
Ball bearing	0601	15,31
Waterproof seal	0607	19,97
Lower bearing assembly support	1189	22,89
Lower ball bearing assembly	7916	37,10
Cutter blade (w/screw)	8313	40,54
Coupling casing + pins	9051	16,18
Tube assembly + palier + bearing	9843	135,51
Shaft & coupling sleeve	9844	173,51
Shaft, lower bearing & cutter assembly	9845	156,21
Lower bearing screws (3)	9902	1,34
M 250 Complete Mixer tool (see machine catalog)	AC006	-



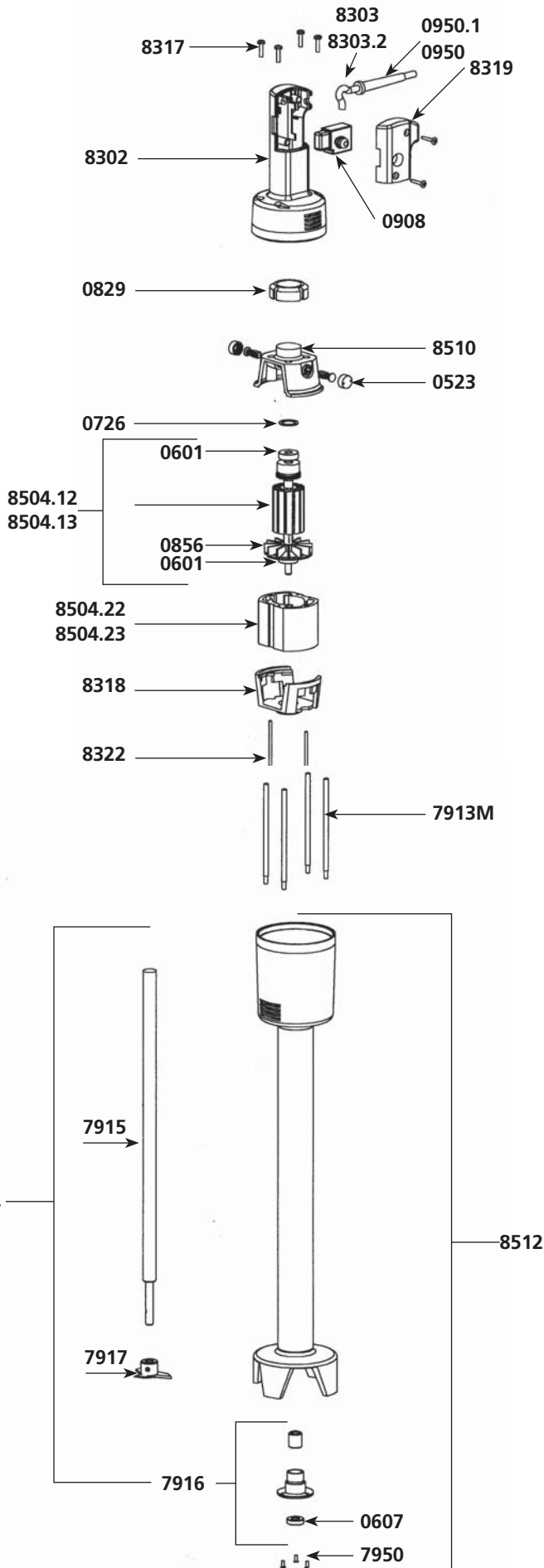
PMF 250 whisk tools

Parts list	Code	List \$ Price
Ball bearing	0601	15,31
Waterproof seal for whisk	0608	20,54
Pin 3 X 20	0744	2,38
Pin 3 X 14	0745	2,15
Spacer screws (4)	7903	4,96
Holder + plastic ejector + seal	8612	69,80
Plastic ejectors (pair)	8613	29,80
Reduction gear assembly	9034	315,97
Lower casing w/o middle gear	9046	261,98
Central double gear & shaft	9048	111,17
Single gear (2) + pin	9049	90,37
Upper plastic casing	9050	92,21
Coupling casing + pin	9051	16,18
Equipped upper shaft	9055	76,80
Complete upper casing	9057	119,82
Whisks (2)	9846	151,87
F 250 Complete Whisk tool (see machine catalog)	AC007	-

Parts list	Code	List \$ Price
Sleeve	0415	36,24
Motor brushes (2)	0504	14,86
Ball bearing	0601	14,86
Waterproof seal	0607	19,38
O. ring	0610	2,09
Squeezing washer	0726	2,09
Rocking switch	0903	18,25
Strain relief 230 V	0950	2,60
Strain relief 115 V	0950.1	2,60
Complete handle	7901	47,39
Spacer screws (4)	7903	4,96
ID plate 230 V	7904M	51,08
ID plate 115 V	7904M.1	51,08
Motor housing w/carbon brush holder	7905	44,38
Motor 230 V	7908	408,16
Motor 115 V	7908.1	408,16
Rotor with fan 115 V	7908.11	243,00
Rotor with fan 230 V	7908.12	236,93
Stator 115 V	7908.21	249,72
Stator 230 V	7908.22	249,72
Power cord 230 V	7911M	31,01
Power cord 115 V	7911M.1	31,01
Power cord (UK)	7911M.2	52,63
Power cord (Australian)	7911M.3	47,39
Ball bearing sleeve	7912	4,04
Brace (4)	7913M	16,76
Foot assembly w/ lower bearing assembly	7914	324,31
Shaft & coupling sleeve	7915	77,93
Lower bearing assembly	7916	36,02
Cutter blade w/screw	7917	39,37
Capacitor	7931	13,17
Fan	7933	9,75
Shaft, lower bearing & cutter assembly	7934	134,23
Handle top w/screw	7938	19,29
Lower bearing screws (3)	7950	1,31
Lower bearing all stainless screws (3)	9902	1,31



IMPORTANT : Each spare part order must include the type and the number of the product which appears on the identification plate.

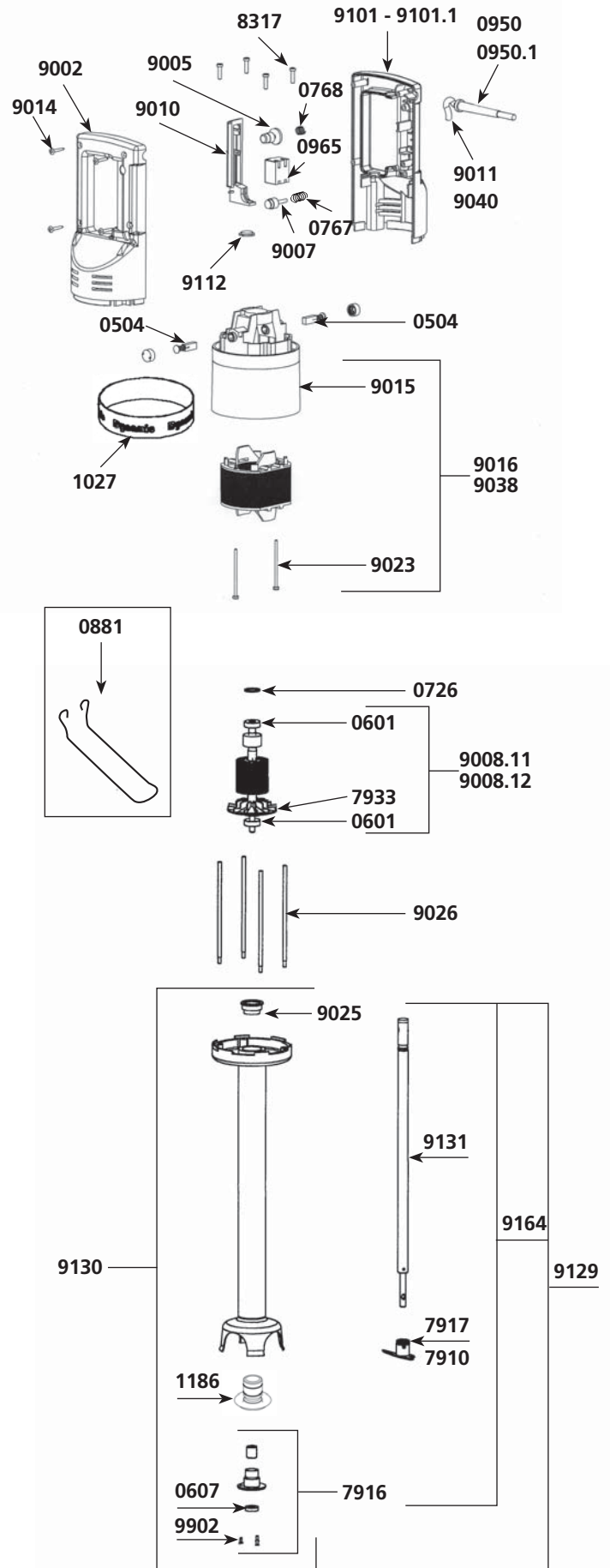


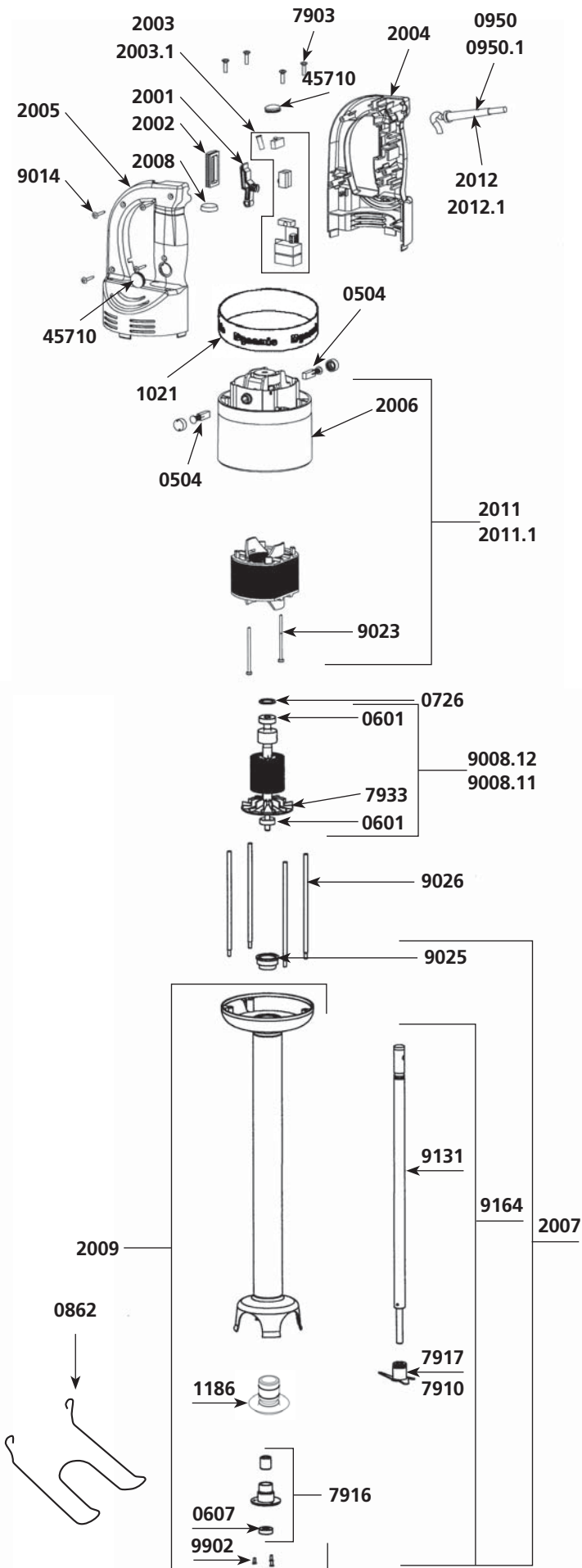
Parts list

Code List \$ Price

Part Name	Code	List \$	Price
Motor brushes (2)	0523	17,19	
Ball bearing	0601	15,31	
Waterproof seal	0607	19,97	
O. ring	0610	2,15	
Squeezing washer	0726	2,15	
Motor self-lubricating ring	0829	23,21	
Fan	0856	9,79	
Hook	0860	8,38	
Non-locking switch	0908	32,06	
Capacitor	0909	13,58	
Strain relief 230 V	0950	2,68	
Strain relief 115 V	0950.1	2,68	
Brace (4)	7913M	17,26	
Shaft	7915	80,25	
Lower bearing assembly	7916	37,10	
Cutter blade w/screw	7917	40,54	
Shaft, lower bearing & cutter assembly	7934	138,24	
Lower bearing screws (3)	7950	1,34	
Complete handle 230 V	8301	81,34	
Complete handle 115 V	8301.1	81,34	
Handle only w/screws	8302	44,48	
Power cord 230 V	8303	31,94	
Power cord (UK)	8303.1	54,21	
Power cord 115 V	8303.2	38,00	
Power cord (Australian)	8030.3	48,80	
Spacer screws (4)	8317	4,96	
Lower motor casing	8318	14,12	
Cover for handle	8319	10,57	
Ground wire	8321	5,92	
Screws w/ ground washer	8322	0,92	
Motor 230 V	8504	448,34	
Motor 115 V	8504.1	448,34	
Rotor 230 V	8504.12	244,54	
Rotor 115 V	8504.13	244,54	
Stator 230 V	8504.22	257,73	
Stator 115 V	8504.23	257,73	
Upper motor casing (w/carbon brushes holder)	8510	55,03	
Foot assembly w/ lower ball bearing assembly	8512	334,74	

Parts list	Code	List \$ Price
Motor brushes (2)	0504	15,31
Ball bearing	0601	15,31
Waterproof seal	0607	19,97
Squeezing washer	0726	2,15
Lock button return spring	0767	4,53
Safety button return spring	0768	4,23
Wall bracket	0881	8,94
Long wall bracket	0881.L	10,94
Strain relief 230 V	0950	2,68
Strain relief 115 V	0950.1	2,68
Switch (230 V / 115 V)	0965	40,65
Capacitor (115V)	0972	15,16
Capacitor + filter (230V)	0972.1	17,63
Warning label	1017	5,39
Dynamic label	1027	13,35
Label w/ serial number 230 V	1028	5,60
Label w/ serial number 115 V	1029	5,60
Bering holder + seal	1186	22,89
Emulsifying blade	7910	64,82
Lower bearing assembly	7916	37,10
Cutter blade	7917	40,54
Fan	7933	9,75
Lower bearing screws (3)	7950	1,31
Spacer screws (4)	8317	4,96
Upper half handle (button side)	9002	59,90
Safety switch	9005	3,24
Locking switch	9007	3,11
Rotor 115 V	9008.11	244,01
Rotor 230 V	9008.12	244,01
Plug	9009	3,24
Control lever	9010	14,06
Power cord 230 V	9011	23,76
Handle screws (4)	9014	0,71
Motor housing brush holder	9015	81,11
Stator 230 V	9016	216,90
Motor field screws (2)	9023	4,04
Ball bearing sleeve	9025	4,68
Spacer rods (4)	9026	17,26
Stator 115 V	9038	216,90
Power cord 115 V	9040	29,74
Motor brush wires 230 V	9043	10,19
Power cord (Australian)	9066	57,27
Power cord (UK)	9067	52,12
Complete handle w/ power cord 230 V	9100	173,12
Complete handle w/ power cord 115 V	9100.1	173,12
Half handle, label side (230V)	9101	62,68
Half handle, label side (115V)	9101.1	62,68
Speed control plug	9112	2,19
Complete foot assembly	9129	416,20
Foot assembly w/ bearing assembly	9130	296,20
Fitted shaft	9131	80,25
Carbon brush wires 115 V	9143	10,19
Shaft, lower bearing & cutter assembly	9164	141,98
Lower bearing screws (3)	9902	1,34





Parts list

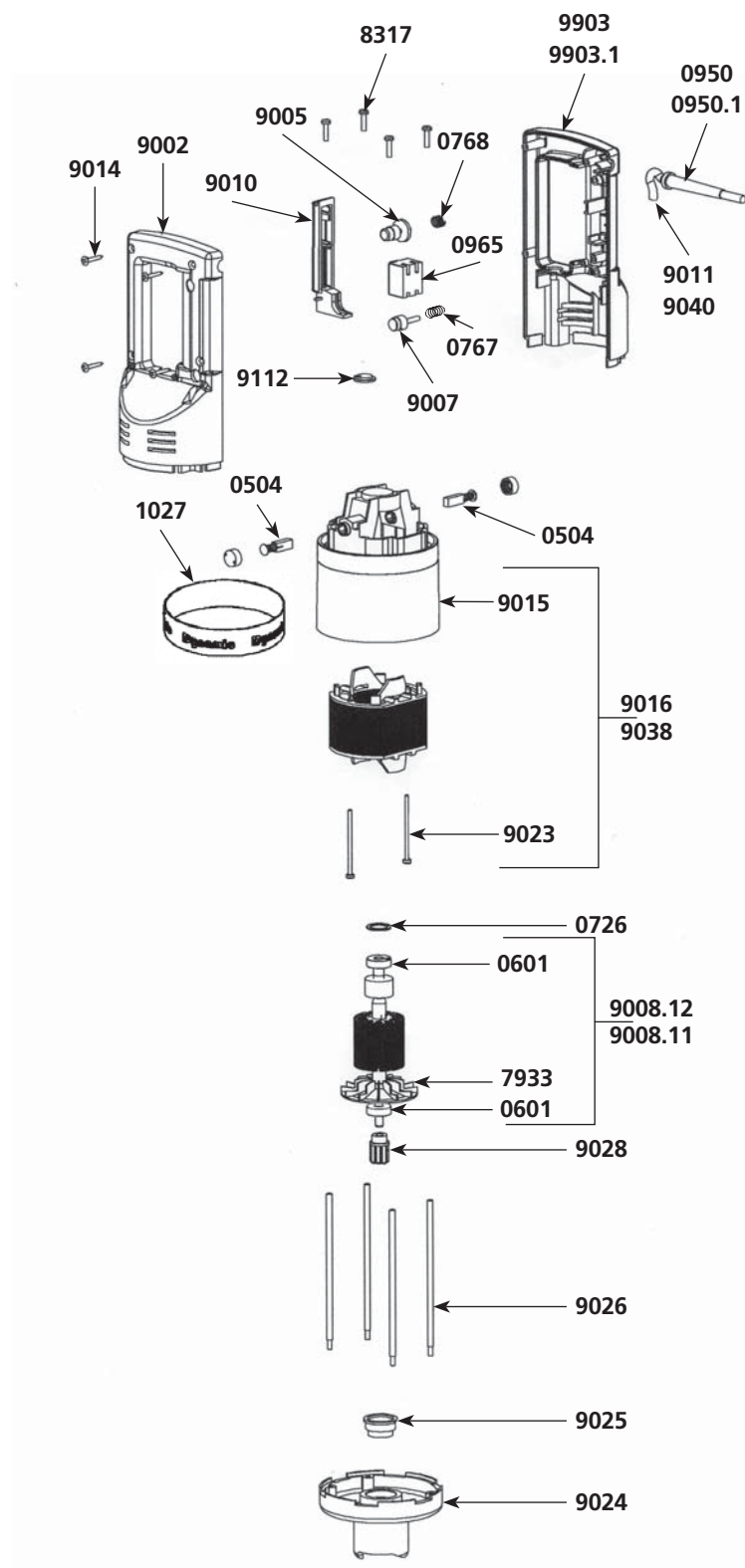
Code List \$ Price

Parts list	Code	List \$	Price
Motor brushes (2)	0504	15,31	
Ball bearing	0601	15,31	
Waterproof seal	0607	19,97	
Squeezing washer	0726	2,15	
Safety button return spring	0768	4,23	
Wall bracket	0862	22,41	
Strain relief 230 V	0950	2,68	
Strain relief 115 V	0950	2,68	
Filter	0999.20	17,32	
Warning label	1017	5,39	
Dynamic label	1021	13,35	
Label w/ serial number 230 V	1067	5,52	
Label w/ serial number 115 V	1068	5,52	
Lower bearing assembly support	1186	22,89	
Micro switch	1237	11,95	
Power on indicator light 230 V	1241	6,52	
Power on indicator light 115 V	1241.1	6,52	
Control lever	2001	11,09	
Safety control lever	2002	6,59	
Circuit board 230 V (4 switches + capacitor)	2003	134,49	
Circuit board 115 V (4 switches + capacitor)	2003.1	134,49	
Upper half handle (no button)	2004	57,48	
Lower half handle (button side)	2005	57,48	
Motor housing brush holder	2006	80,25	
Complete foot assembly	2007	412,09	
Speed control plug	2008	2,19	
Foot assembly w/ bearing assembly	2009	287,36	
Complete handle w/ power cord 230 V	2010	282,48	
Complete handle w/ power cord 115 V	2010.1	282,48	
Stator 230 V	2011	221,23	
Stator 115 V	2011.1	221,23	
Power cord 230 V > 2002	2012	25,27	
Power cord 115 V > 2002	2012.1	31,25	
Power cord (UK) > 2002	2012.2	55,69	
Power cord (Australian) > 2002	2012.3	60,96	
Spacer screws (4)	7903	4,96	
Emulsifying blade	7910	64,82	
Lower bearing assembly	7916	37,10	
Cutter blade w/screw	7917	40,54	
Fan	7933	9,75	
Rotor 115 V	9008.11	244,01	
Rotor 230 V	9008.12	244,01	
Power cord 230 V < 2002	9011	23,76	
Handle screws (4)	9014	0,71	
Motor field screws (2)	9023	4,04	
Ball bearing sleeve	9025	4,68	
Spacers rods (4)	9026	17,26	
Power cord 115 V < 2002	9040	29,74	
Carbon brush wires 230 V	9043	10,19	
Power cord (Australian) < 2002	9066	59,58	
Power cord (UK) < 2002	9067	54,21	
Fitted shaft	9131	80,25	
Carbon brush wires 115 V	9143	10,19	
Shaft, lower bearing & cutter assembly	9164	141,98	
Lower bearing screws (3)	9902	1,34	
Rubber button cap	45710	3,32	

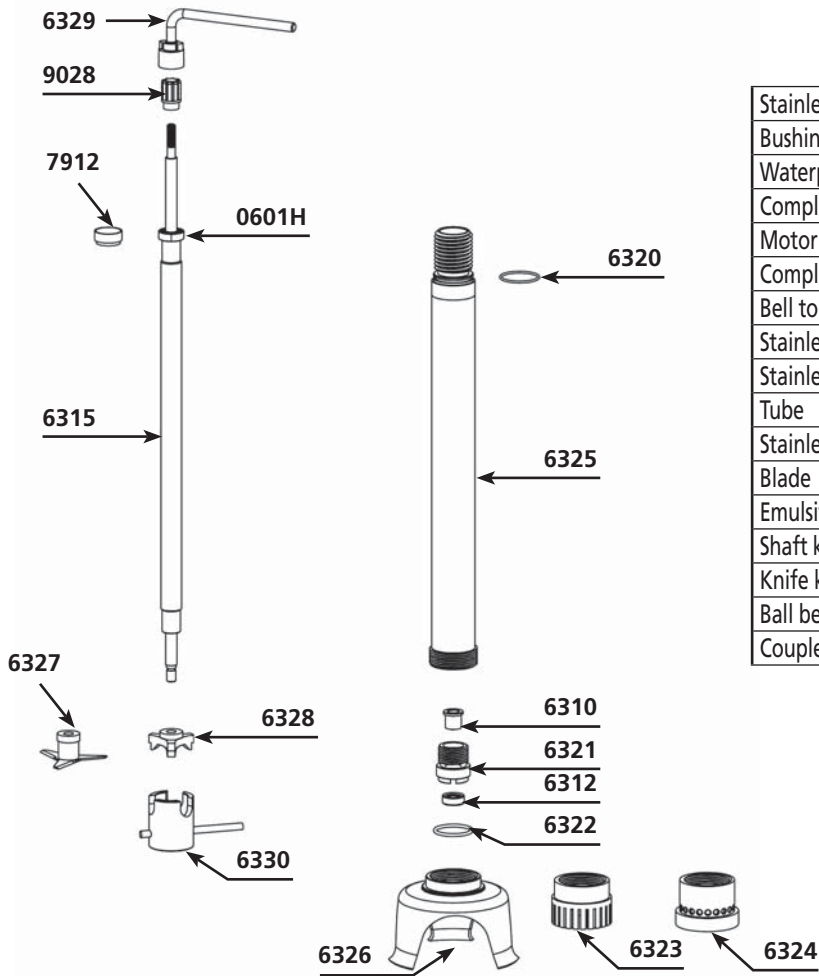
MDH 460 DETACHABLE MIXER

Motor

Parts list	Code	List \$ Price
Motor brushes (2)	0504	15,31
Ball bearing	0601	15,31
Squeezing washer	0726	2,15
Lock button return spring	0767	4,53
Safety button return spring	0768	4,23
Strain relief 230 V	0950	2,68
Strain relief 115 V	0950.1	2,68
Switch	0965	40,65
Capacitor	0972	15,16
Capacitor + filter	0972.1	17,32
Warning label	1017	5,39
Dynamic label	1027	13,35
ID label 230 V	1054	5,60
ID label 115 V	1055	5,60
Fan	7933	9,75
Spacer screws (4)	8317	4,96
Half handle (button side)	9002	59,90
Rubber button cap	9005	3,24
Lock button	9007	3,11
Rotor 115 V	9008.11	244,01
Rotor 230 V	9008.12	244,01
Plug	9009	3,24
Control lever	9010	14,06
Power cord 230 V	9011	23,76
Handle screws (4)	9014	0,71
Motor housing brush holder	9015	81,11
Stator 230 V	9016	216,90
Motor field screws (2)	9023	4,04
Lower aluminum housing	9024	144,64
Ball bearing sleeve	9025	4,68
Spacer rods (4)	9026	17,26
Coupler for armature	9028	10,19
Stator 115 V	9038	216,90
Power cord 115 V	9040	29,74
Ground wire 230 V	9043	10,19
Power cord (Australian)	9066	59,58
Speed control plug	9112	2,19
Ground wire 115 V	9143	10,19
Complete handle 230 V	9900	173,12
Complete handle 115 V	9900.1	173,12
230 V Half handle (label side)	9903	61,42
115 V Half handle (label side)	9903.1	61,42



IMPORTANT : Each spare part order must include the type and the number of the product which appears on the identification plate.




Parts list

Code List \$ Price

	Code	List \$	Price
Stainless steel ball bearing	0601H	15,30	
Bushing	6310	9,12	
Waterproof ring	6312	45,60	
Compleat shaft	6315	247,91	
Motor toric seal	6320	8,38	
Complete lower ball bearing	6321	143,85	
Bell toric seal	6322	10,58	
Stainless steel fruit bell	6323	298,76	
Stainless steel cream bell	6324	254,49	
Tube	6325	690,46	
Stainless steel mixer bell	6326	216,87	
Blade	6327	106,23	
Emulsifying blade	6328	230,17	
Shaft key	6329	72,96	
Knife key	6330	73,00	
Ball bearing sleeve	7912	4,05	
Coupler for shaft	9028	10,20	

DYNATURBO GP 2000



Parts list

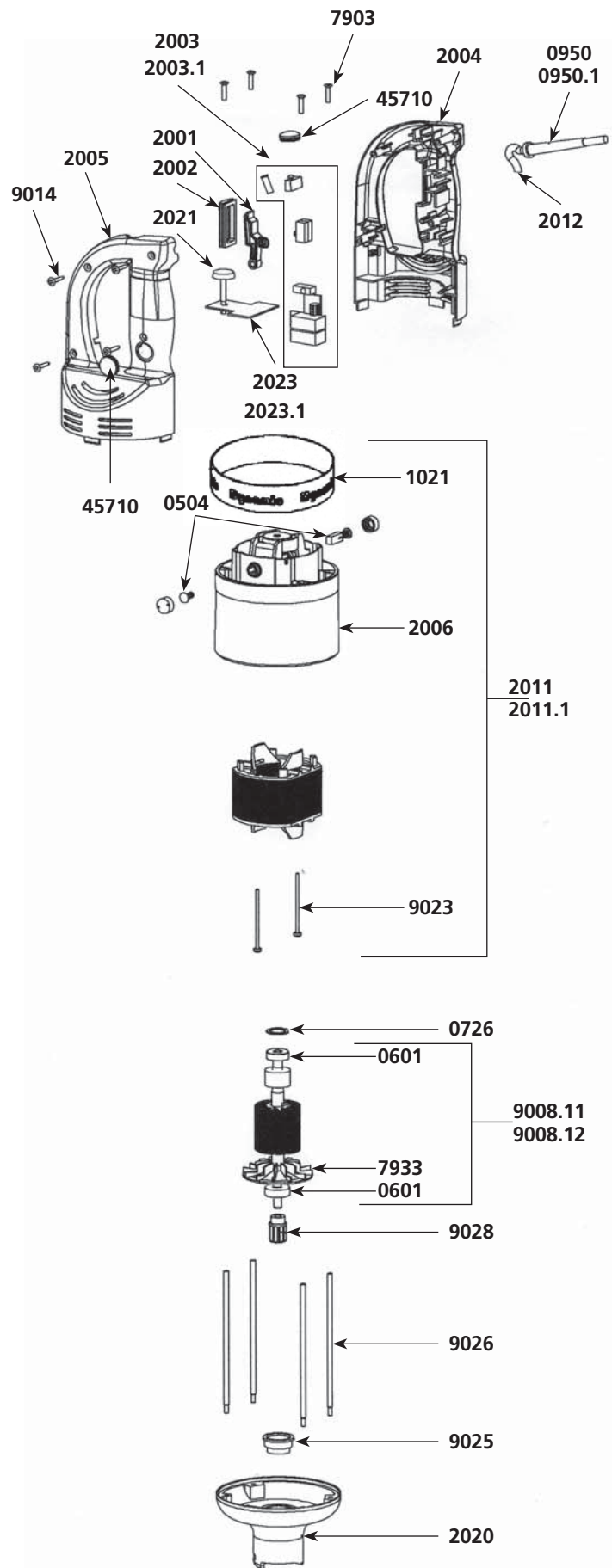
Code List \$ Price

	Code	List \$	Price
Ball bearing	0601	15,31	
Pin	0744	2,38	
Complete shaft w/bearing and coupling cage	6301	151,98	
Complete tube w/black tip	6302	121,55	
Complete lever (pad support, self lubricating bronze ring, toric washer)	6303	139,78	
Stainless steel cream bell	6304	230,98	
Stainless steel fruit bell	6305	273,54	
Stainless steel knife	6306	206,65	
Knife key	6307	72,92	
Shaft key	6308	72,92	
Toric washer	6309	6,09	
Self lubricating ruff bronze ring	6310	9,12	
Level (stainless steel only)	6311	121,55	
Waterproof ring	6312	45,58	
Compling cage	9051	16,18	
Black tip	9847	59,24	

BM 2000 / MDH 2000 MOTOR BLOCK

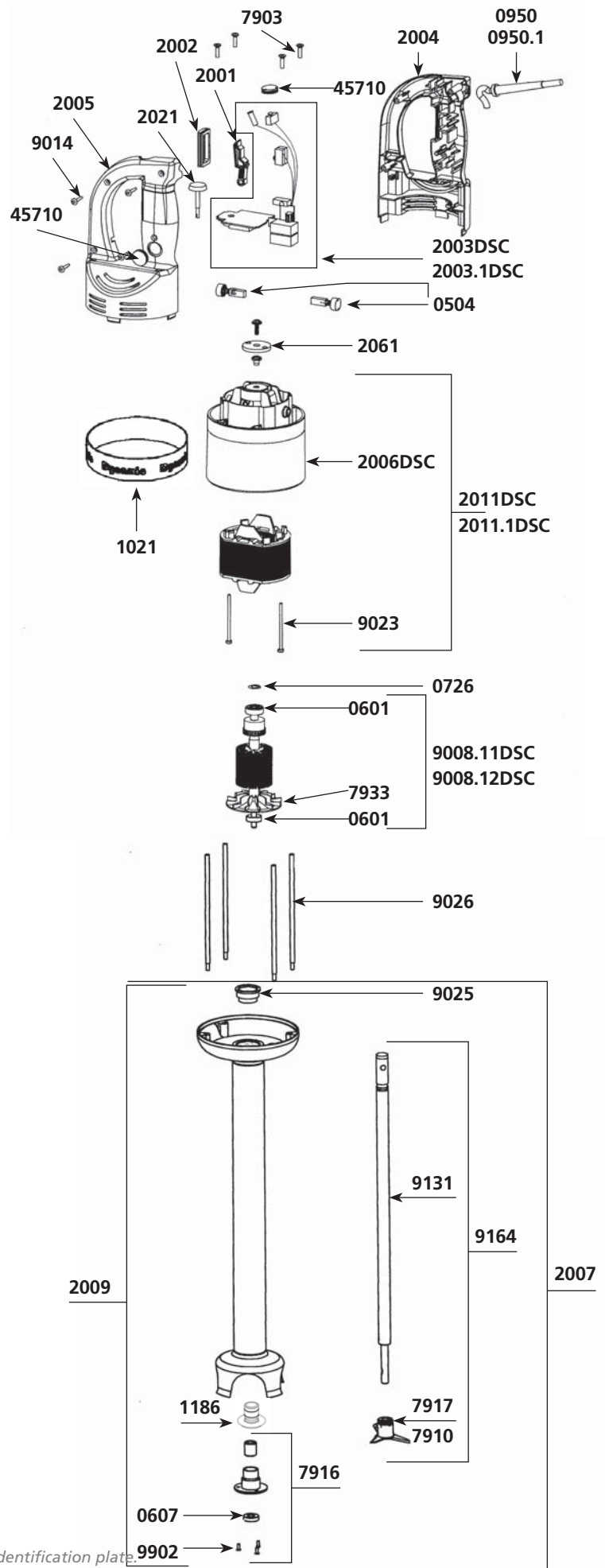
Motor

Parts list	Code	List \$ Price
Motor brushes (2)	0504	15,31
Ball bearing	0601	15,31
Squeezing washer	0726	2,15
Safety button return spring	0768	4,23
Strain relief 230 V	0950	2,68
Strain relief 115 V	0950.1	2,68
C.E.M. Filter	0999.20	15,59
Warning label	1017	5,39
Dynamic label	1021	13,35
ID label 230 V	1075	5,52
ID label 115 V	1076	5,52
Micro switch	1237	11,95
Power on indicator light 230 V	1241	5,88
Power on indicator light 115 V	1241.1	5,88
Control lever	2001	11,09
Control lever protector	2002	6,59
Circuit board 230 V (4 switches + capacitor)	2003	134,49
Circuit board 115 V (4 switches + capacitor)	2003.1	134,49
Half handle (no button)	2004	57,48
Half handle (button side)	2005	57,48
Motor housing brush holder	2006	80,25
Speed control plug	2008	2,19
Complete handle 230 V	2010	254,25
Complete handle 115 V	2010.1	254,25
Stator 230 V (0504 not included)	2011	221,23
Stator 115 V (0504 not included)	2011.1	221,23
Power cord 230 V > 2002	2012	25,27
Power cord 115 V > 2002	2012.1	31,25
Power cord (UK) > 2002	2012.2	55,69
Power cord (Australian) > 2002	2012.3	60,96
Lower aluminum housing	2020	147,50
Speed variator knob	2021	4,35
Complete handle 230 V with variator (from N°040132)	2022	386,38
Complete handle 115 V with variator (from N°040132)	2022.1	386,38
Speed variator 230 V	2023	103,01
Speed Variator 115 V	2023.1	103,01
Spacer screws (4)	7903	4,96
Fan	7933	9,75
Rotor 115 V	9008.11	244,01
Rotor 230 V	9008.12	244,01
Power cord 230 V < 2002	9011	23,76
Handle screws (4)	9014	0,71
Motor field screws (2)	9023	4,04
Motor ball bearing sleeve	9025	4,68
Spacer rods (4)	9026	17,26
Coupler for armature	9028	10,19
Power cord 115 V < 2002	9040	29,74
Carbons brush wires 230 V	9043	10,19
Power cord (Australian) < 2002	9066	59,58
Carbons brush wires 115 V	9143	10,19
Rubber button cap	45710	3,32

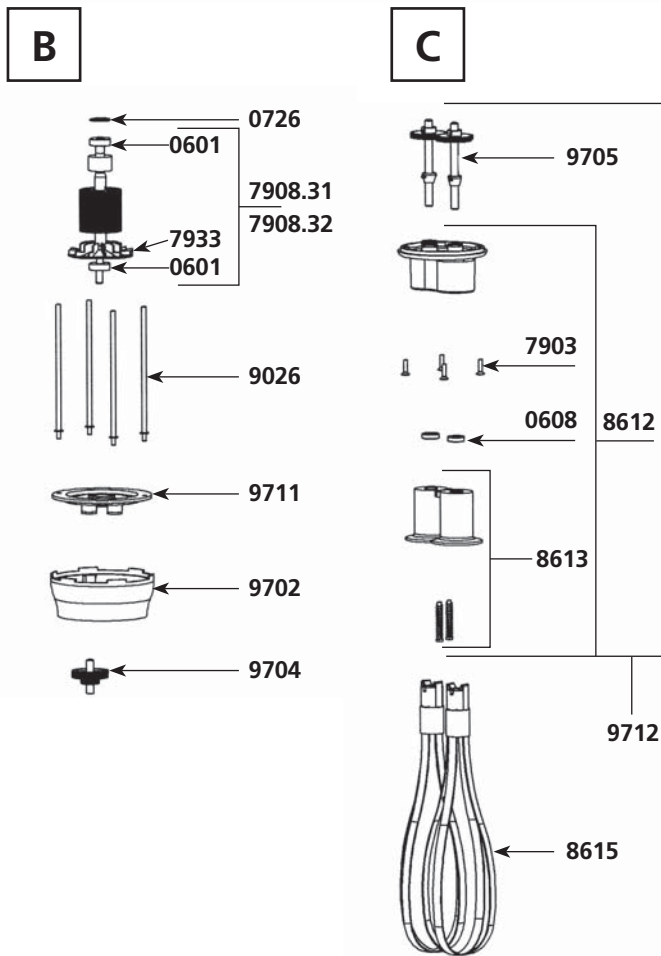
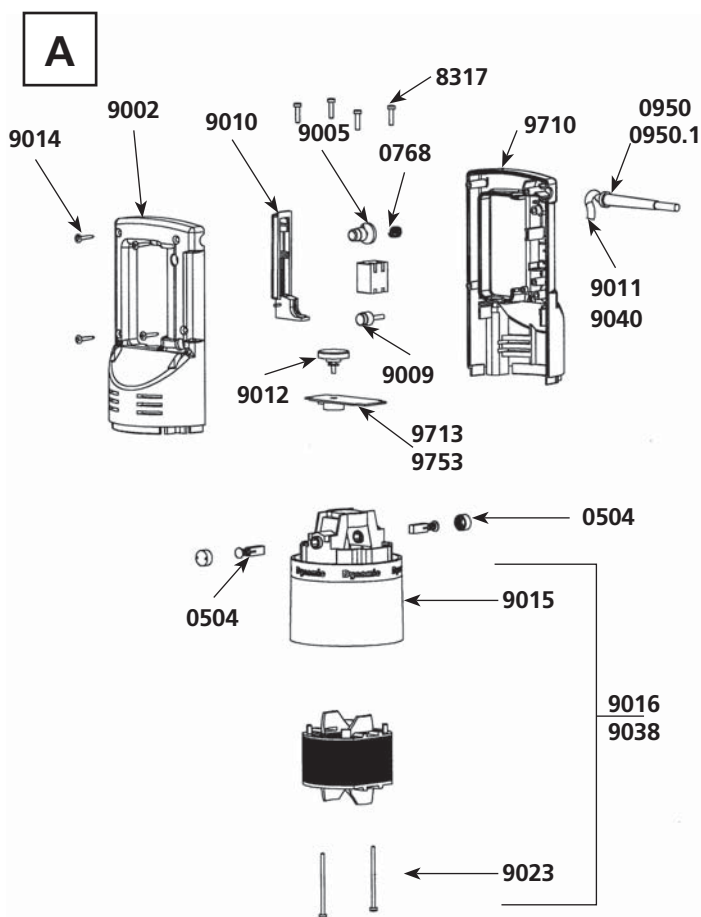


MX 2000 DSC

Parts list	Code	List \$ Price
Motor brushes (2)	0504	15,31
Ball bearing	0601	15,31
Waterproof seal	0607	19,97
Squeezing washer	0726	2,15
Wall bracket	0862	22,41
Strain relief 230 V	0950	2,68
Strain relief 115 V	0950.1	2,68
Warning label	1017	5,39
Dynamic label	1021	13,35
ID label 115 V	1097	5,52
ID label 230 V	1099.15	5,52
Bearing holder + seal	1186	22,89
Control lever	2001	11,09
Safety control lever	2002	6,59
230 V electronic circuit board	2003DSC	261,55
115 V electronic circuit board	2003.1DSC	261,55
Half handle (no button)	2004	57,48
Half handle (button side)	2005	57,48
Motor housing brush holder	2006DSC	80,25
Complete foot assembly	2007	412,09
Foot assembly	2009	287,36
Stator 230 V	2011DSC	221,23
Stator 115 V	2011.1DSC	221,23
Power cord 230 V	2012	25,27
Power cord 115 V	2012.1	30,43
Power cord (UK)	2012.2	55,69
Power cord (Australian)	2012.3	60,96
Variable speed control button	2021	4,35
Complete handle 230 V	2060	244,09
Complete handle 115 V	2060.1	244,09
Sensoring washer (washers, magnets, screws, small brace)	2061	18,85
Spacer screws (4)	7903	4,96
Emulsifying blade	7910	64,82
Lower bearing assembly	7916	37,10
Spacer cutter blade	7917	40,54
Fan	7933	9,75
Rotor 115 V	9008.11DSC	244,01
Rotor 230 V	9008.12DSC	244,01
Handle screws (4)	9014	0,71
Motor field screws (2)	9023	4,04
Motor ball bearing sleeve	9025	4,68
Spacer rods (4)	9026	17,26
Carbon brush wires (2) (230 V)	9043	10,19
Fitted shaft	9131	80,25
Carbon brush wires (2) (115 V)	9143	10,19
Shaft, lower ball bearing & cutter assembly	9164	141,98
Lower bearing screws (3)	9902	1,34
Rubber button cap	45710	3,32



IMPORTANT : Each spare part order must include the type and the number of the product which appears on the identification plate.

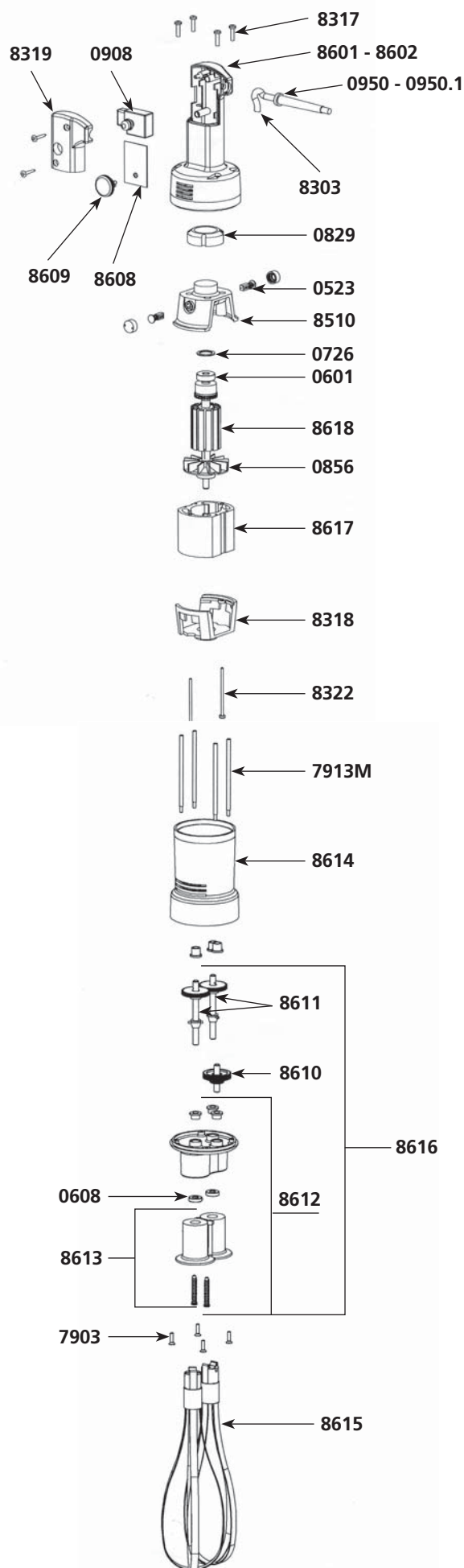


Parts list

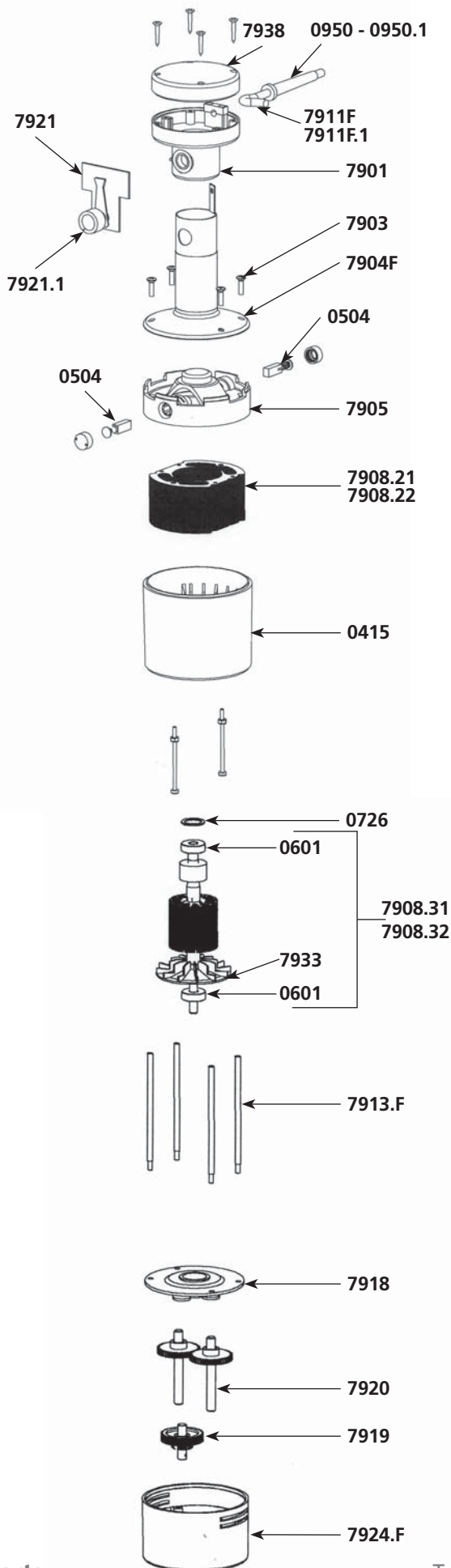
Code List \$ Price

Parts list	Code	List \$	Price
Motor brushes (2)	0504	15,31	
Ball bearing	0601	15,31	
Waterproof seal	0608	20,54	
Squeezing washer	0726	2,15	
Pin 3 X 20	0744	2,38	
Pin 3 X 14	0745	2,15	
Safety button return spring	0768	4,23	
Wall bracket	0881	8,94	
Strain relief 230 V	0950	2,68	
Strain relief 115 V	0950.1	2,68	
Switch 230 V	0964	40,65	
Switch 115 V	0965	40,65	
Capacitor	0972	15,16	
Capacitor + filter	0972.1	17,32	
ID label 115 V	1019	5,60	
ID label 230 V	1020	5,60	
Dynamic label	1027	13,35	
Spacer screws (4)	7903	4,96	
Rotor 115 V	7908.31	244,01	
Rotor 230 V	7908.32	244,01	
Fan	7933	9,75	
Spacer screws (4)	8317	4,96	
Holder + plastic ejector + seal	8612	69,80	
Plastic ejector (pair)	8613	29,80	
Whisk (pair)	8615	159,19	
Half handle (button side)	9002	59,90	
Rubber button cap	9005	3,24	
Plug	9009	3,24	
Control lever	9010	14,06	
Power cord 230 V	9011	23,76	
Variable speed control button	9012	4,35	
Handle screws (4)	9014	0,71	
Motor housing brush holder	9015	81,11	
Stator 230 V	9016	216,90	
Motor field screws (2)	9023	4,04	
Spacer rods (4)	9026	17,26	
Stator 115 V	9038	216,90	
Power cord 115 V	9040	29,74	
Carbon brush wires 2 (230 V)	9043	10,19	
Power cord (Australian)	9066	59,58	
Power cord (UK)	9067	54,21	
Carbon brushe wires 2 (115 V)	9143	10,19	
Lower aluminum housing	9702	159,38	
Middle gear & shaft	9704	108,97	
Output gear & shaft + Pins	9705	101,13	
Complete handle 230 V	9706	260,26	
Complete handle 115 V	9706.1	260,26	
Half handle label side 230 V	9710	61,42	
Half handle label side 115 V	9710.1	61,42	
Plate w/ 3 seals	9711	37,29	
Holder without gear	9712	261,98	
Variable speed control board 230 V	9713	103,01	
Variable speed control board 115 V	9753	103,01	

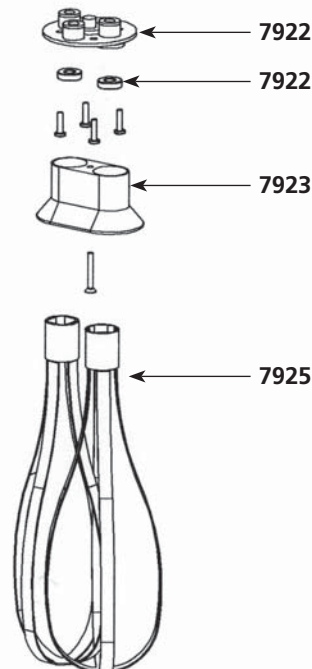
Parts list	Code	List \$ Price
Motor brushes (2)	0523	17,19
Ball bearing	0601	15,31
Waterproof seal	0608	20,54
Squeezing washer	0726	2,15
Pin 3 X 20	0744	2,38
Pin 3 X 14	0745	2,15
Motor bushing	0829	23,21
Fan	0856	9,79
Hook	0860	8,38
Non-locking switch	0908	32,06
Capacitor	0909	13,58
Strain relief 230 V	0950	2,68
Strain relief 115 V	0950.1	2,68
Spacer screws (4)	7903	4,96
Brace	7913M	17,26
Power cord 230 V	8303	31,94
Power cord (UK)	8303.1	54,21
Spacer screws (4)	8317	4,96
Lower motor housing	8318	14,12
Top handle screws	8319	10,57
Ground wire	8321	5,92
Screws with ground washers (2)	8322	0,92
Motor housing brush holder	8510	55,03
Complete handle 230 V	8601	135,51
Handle only + cap + screws	8602	44,48
Equipped motor	8604	448,34
Variable speed control board 230 V	8608	106,11
Variator knob w/clips	8609	14,92
Middle gear & shaft	8610	111,42
Output gear & shaft	8611	63,14
Holder + 2 plastic ejectors + 2 seals + 3 rings	8612	69,80
Plastic ejector (pair)	8613	29,80
Lower aluminum housing	8614	186,73
Whisk only (pair)	8615	159,19
Complete axles, support, cones and pignons	8616	262,57
Stator 230 V	8617	244,54
Rotor 230 V	8618	257,73

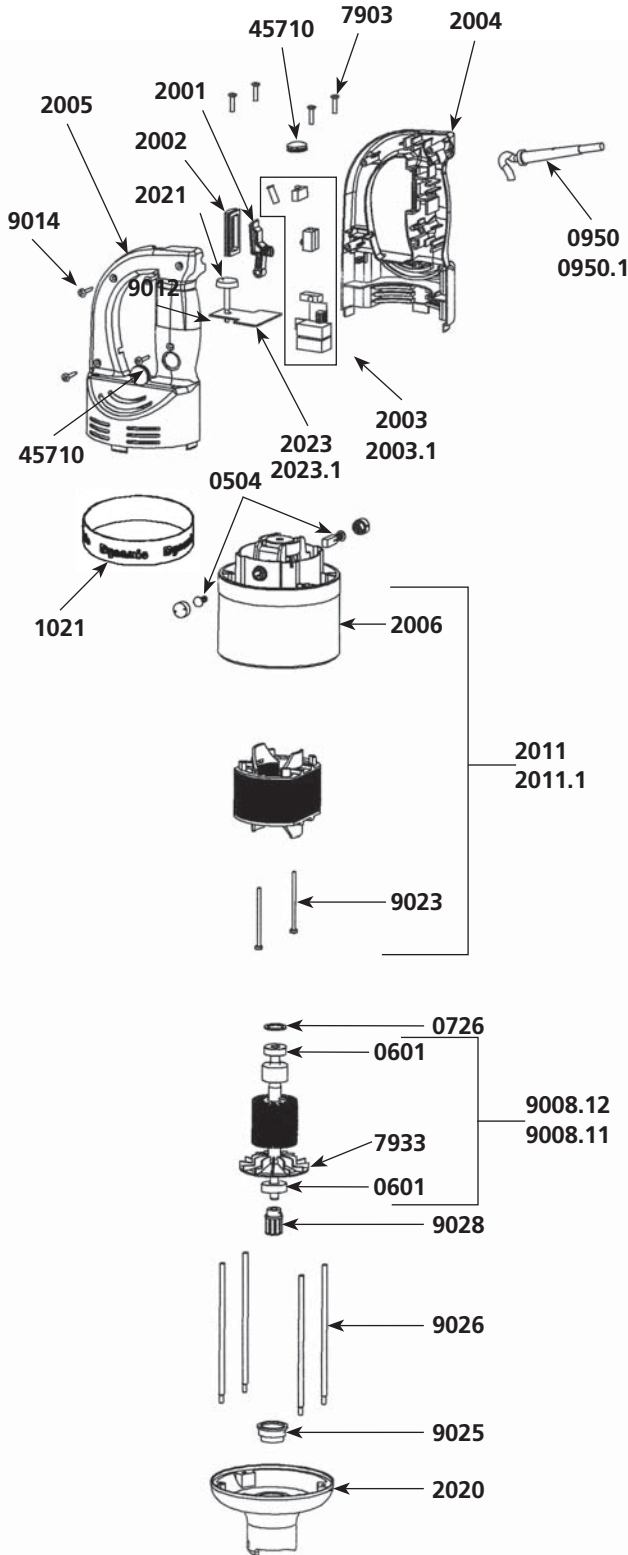


IMPORTANT : Each spare part order must include the type and the number of the product which appears on the identification plate.



Parts list	Code	List \$ Price
Sleeve	0415	36,24
Motor brushes (2)	0504	15,31
Ball bearing	0601	15,31
Waterproof seal	0608	20,54
Squeezing washer	0726	2,15
Pin 3 x 20	0744	2,38
Pin 3 x 14	0745	2,15
Strain relief 230 V	0950	2,68
Strain relief 115 V	0950.1	2,68
Complete handle	7901	48,80
Spacer screws (4)	7903	4,96
ID plate 230 V	7904 F	52,60
Motor housing brush holder	7905	45,71
Stator 115 V	7908.21	257,17
Stator 230 V	7908.22	257,17
Motor 230 V	7908.3	408,16
Rotor 115 V	7908.31	244,01
Rotor 230 V	7908.32	244,01
Motor 115 V	7908.4	408,16
Power cord 230 V	7911 F	31,94
Power cord 115 V	7911 F.1	38,00
Spacer rods	7913.F	17,26
Plate assembly with 3 bronze seals	7918	46,61
Middle gear & shaft	7919	111,17
Output gear & shaft	7920	63,02
Variable speed control board	7921	135,51
Speed control plug	7921.1	12,97
Holder assembly w/ 3 self lubricating rings	7922	46,61
Plastic protector	7923	16,41
Lower housing	7924 F	113,88
Whisk (pair)	7925	159,19
Capacitor	7931	13,58
Fan	7933	9,75
Top handle w/screws	7938	19,87





Parts list

Code List \$ Price

Parts list	Code	List \$	Price
Motor brushes (2)	0504	15,31	
Ball bearing	0601	15,31	
Squeezing washer	0726	2,15	
Safety button, return spring	0768	4,23	
Strain relief 230 V	0950	2,68	
Strain relief 115 V	0950.1	2,68	
Filter C.E.M. 230 V	0999.20	15,59	
Warning label	1017	5,39	
Dynamic label	1021	13,35	
ID label 230 V	1069	5,52	
ID label 115 V	1070	5,52	
Micro switch	1237	11,95	
Power on indicator light 230 V	1241	5,88	
Power on indicator light 115 V	1241.1	5,88	
Control lever	2001	11,09	
Control lever protector	2002	6,59	
Circuit board 230 V (4 switches + capacitor)	2003	134,49	
Circuit board 115 V (4 switches + capacitor)	2003.1	134,49	
Half handle (no button)	2004	57,48	
Half handle (button side)	2005	57,48	
Motor housing + carbon brush holders	2006	80,25	
Stator 230 V (carter + carbon brush holders)	2011	221,23	
Stator 115 V (carter + carbon brush holders)	2011.1	221,23	
Power cord 230 V > 2002	2012	30,43	
Power cord 115 V > 2002	2012.1	30,43	
Power cord (UK) > 2002	2012.2	53,56	
Power cord (Australian) > 2002	2012.3	58,61	
Lower aluminum housing	2020	147,50	
Variable speed knob	2021	4,35	
Complete handle 230 V	2022	282,48	
Complete handle 115 V	2022.1	282,48	
Variable speed circuit board 230 V	2023	103,10	
Variable speed circuit board 115 V	2023.1	103,10	
Rubber button cap	45710	3,32	
Spacer screws (4)	7903	4,96	
Fan	7933	9,75	
Rotor 115 V	9008.11	244,01	
Rotor 230 V	9008.12	244,01	
Power cord 230 V < 2002	9011	23,76	
Handle screws (4)	9014	0,71	
Motor field screws (2)	9023	4,04	
Motor ball bearing sleeve	9025	4,68	
Spacer rods (4)	9026	17,26	
Coupler for armature	9028	10,19	
Power cord 115 V < 2002	9040	29,74	
Carbon brush wires 230 V	9043	10,19	
Power cord (Australian) < 2002	9066	57,27	
Carbon brush wires 115 V	9143	10,19	
BM 2000 motor block (see machine catalog)	AC001	-	

MF 90/2000 & MFAP 90/2000

MF 90/2000 & MFAP 90/2000 foot

Parts list	Code	List \$ Price
Ball bearing	0601	15,31
Waterproof seal	0607	19,97
Lower bearing assembly support	1186	22,89
Emulsifying blade	7910	64,82
Lower bearing assembly	7916	37,10
Cutter blade w/screw	7917	40,54
Lower bearing screws (3)	7950	1,34
Shaft, lower bearing & cutter assembly	9004	183,16
Shaft	9031	135,51
Coupling casing + pin	9051	16,18
Tube assembly	9901	224,46
Lower ball bearing screws inox (3)	9902	1,34
M 90 Complete Mixer tool (see machine catalog)	AC002	-

M500 foot

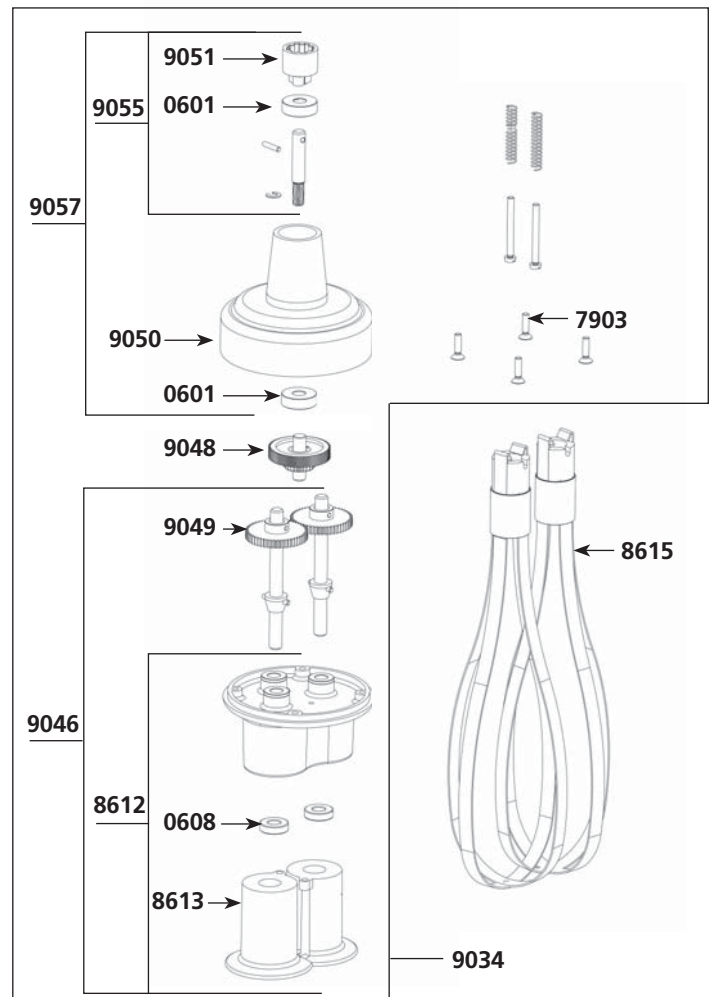
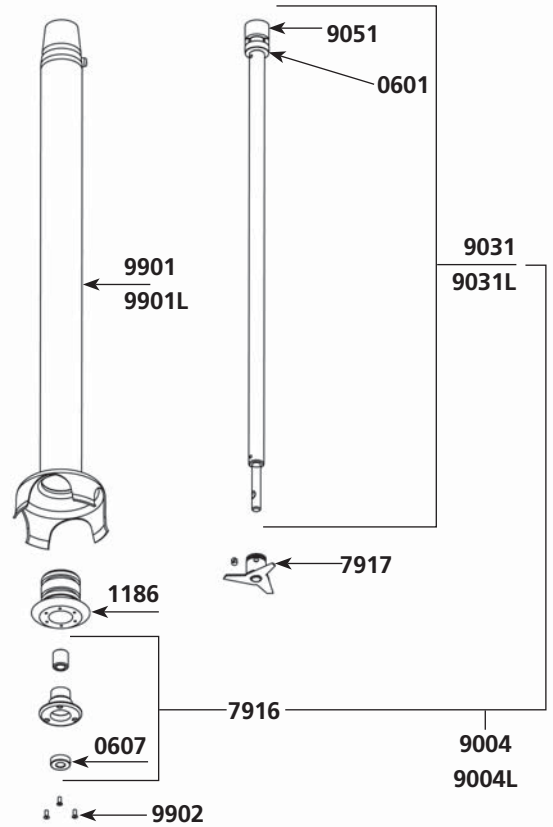
Parts list	Code	List \$ Price
Shaft, lower bearing & cutter assembly	9004L	418,30
Shaft	9031L	293,39
Tube assembly	9901L	481,09

MF 90/2000 & MFAP 90/2000 whisk tool

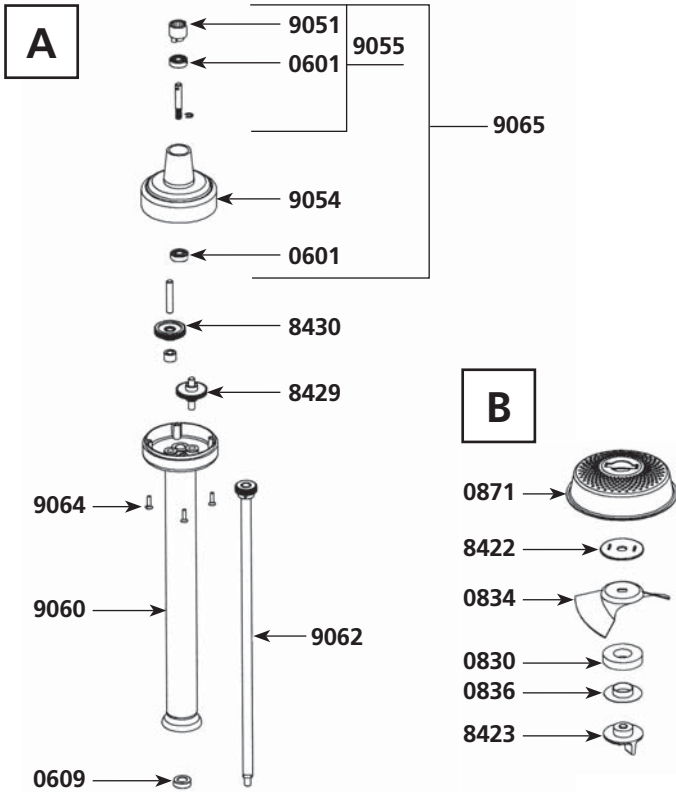
Parts list	Code	List \$ Price
Ball bearing	0601	15,31
Waterproof seal	0608	20,54
Pin 3 X 20	0744	2,38
Pin 3 X 14	0745	2,15
Spacer screws (4)	7903	4,96
Holder + plastic ejector + seal	8612	69,80
Plastic ejector (pair)	8613	29,80
Whisk (Pair)	8615	159,19
Reduction gear assembly	9034	315,97
Lower casing w/o middle gear	9046	261,98
Central double gear & shaft	9048	111,17
Single gear (2)	9049	90,37
Upper plastic casing	9050	92,21
Coupling casing + pin	9051	16,18
Equipped upper shaft	9055	76,80
Complete upper casing	9057	119,82
F 90 Complete Whisk tool (see machine catalog)	AC003	-

Wall bracket

Nomenclature des pièces	Code	List \$ Price
Wall bracket	0880	8,94



AP 90 RICER ATTACHMENT

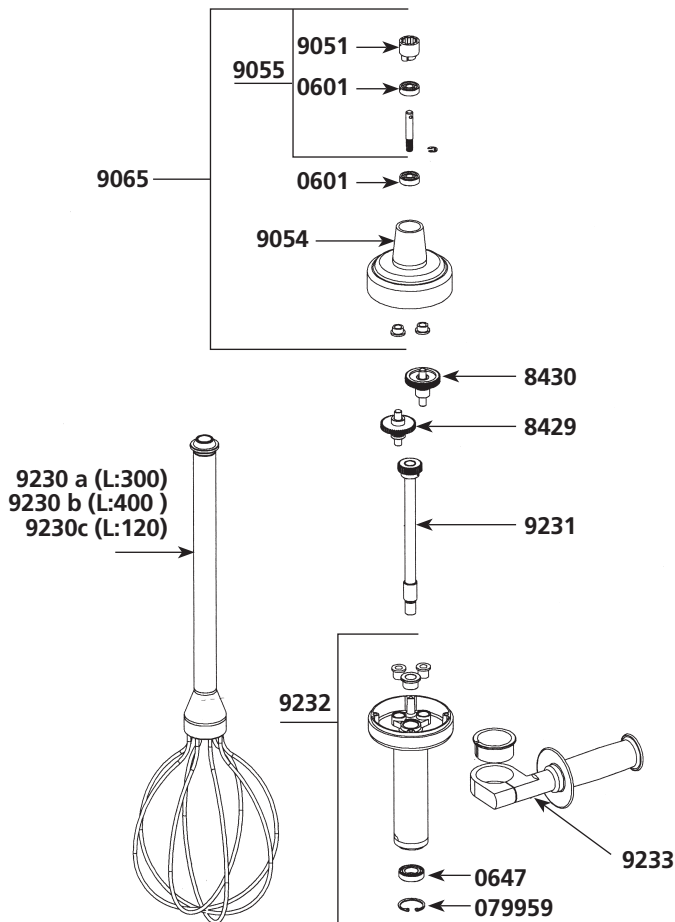


Parts list

Code List \$ Price

Parts list	Code	List \$	Price
Waterproof seal	0609	17,88	
Rubber washer	0830	15,16	
Blade	0834	102,93	
Washer friction	0836	15,52	
Grid	0871	127,63	
Anti-friction washer	8422	18,13	
Lower bolt	8423	34,48	
Double gear with washer	8429	129,44	
Single gear & shaft	8430	135,51	
Coupling casing w/pin	9051	16,18	
Reducing casing & seal	9054	90,83	
Equipped upper shaft	9055	76,80	
Foot assembly	9060	339,48	
Main shaft + gears	9062	173,51	
Reduction casing screws (4)	9064	4,21	
Complete reduction box	9065	119,82	

MASTER WHIP FM SERIES

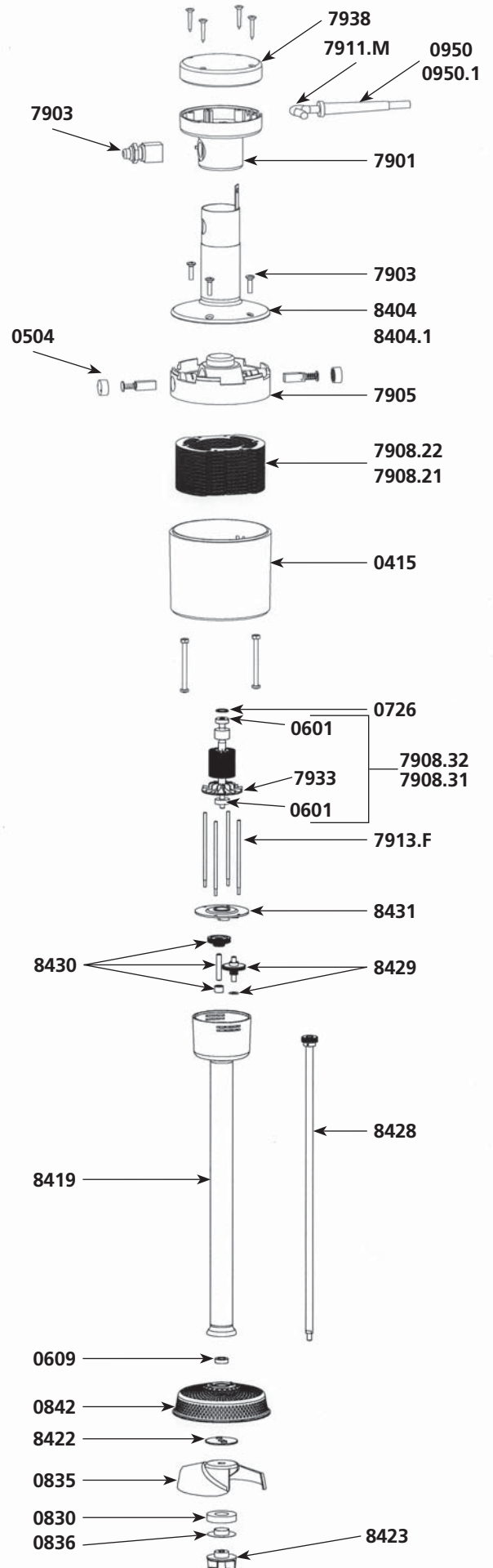


Parts list

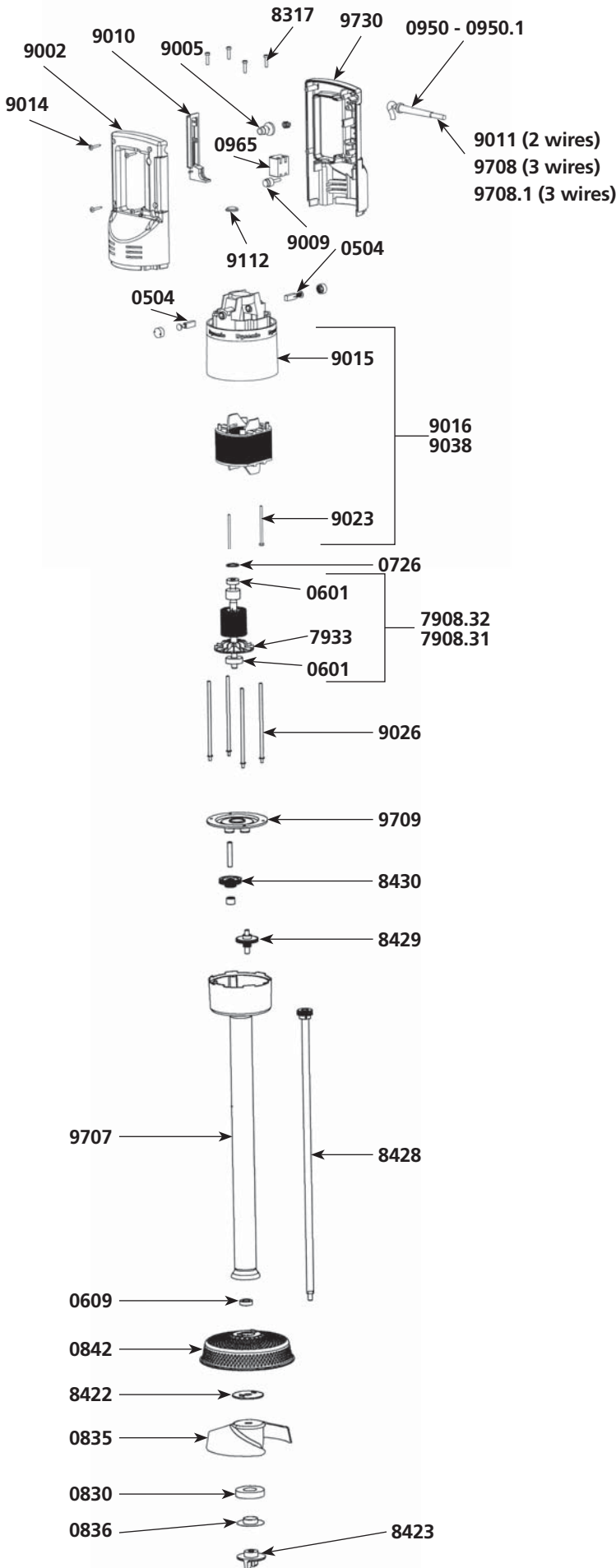
Code List \$ Price

Parts list	Code	List \$	Price
Ball bearing	0601	15,31	
Bearing	0647	21,74	
Circlips	079959	2,16	
Double gear with washer	8429	129,44	
Middle gear & axle	8430	135,51	
Coupling casing w/pin	9051	16,18	
Reducing casing+2 seals	9054	90,83	
Equipped upper shaft	9055	76,80	
Complete reduction box	9065	119,82	
Mono whisk / L : 300 mm	9230 a	510,90	
Mono whisk / L : 400 mm	9230 b	524,98	
Mono whisk / L : 120 mm	9230 c	487,63	
Main shaft	9231	190,66	
Lower carter	9232	322,67	
Handle + casing	9233	87,00	
Complete reduction box w/ out bowl whisk and handle	9250	625,06	

Parts list	Code	List \$ Price
Sleeve	0415	36,24
Motor brushes w/caps (2)	0504	15,31
Ball bearing	0601	15,31
Waterproof seal	0609	17,88
Squeezing washer	0726	2,15
Pin 3 x 14	0745	2,15
Rubber washing	0830	15,16
Fan	0835	133,95
Washer friction	0836	15,52
Rice grid	0842	187,53
Push button switch	0905	22,51
Strain relief 230 V	0950	2,68
Strain relief 115 V	0950.1	2,68
Equipped handle	7901	48,80
Spacer screws (4)	7903	4,96
Upper carter w/carbon brush holders	7905	45,71
Stator 230 V	7908.22	257,17
Stator 115 V	7908.21	257,17
Rotor 230 V	7908.32	244,01
Rotor 115 V	7908.31	244,01
Power cord 230 V	7911M	31,94
Power cord 115 V	7911M.1	31,94
Spacer rods (4)	7913F	17,26
Capacitor	7931	13,58
Fan	7933	9,75
Handle cap w/screws	7938	19,87
Identification plate 230 V	8404	47,58
Identification plate 115 V	8404.1	47,58
Motor 230 V	8408	409,04
Motor 115 V	8408.1	409,04
Foot assembly	8419	389,20
Antifriction washer	8422	18,13
Lower bolt	8423	34,48
Output shaft w/ gear	8428	163,97
Double gear with washer	8429	129,44
Middle gear & axle	8430	135,51
Plate w/ 2 seals	8431	32,86



IMPORTANT : Each spare part order must include the type and the number of the product which appears on the identification plate.



Parts list

Code List \$ Price

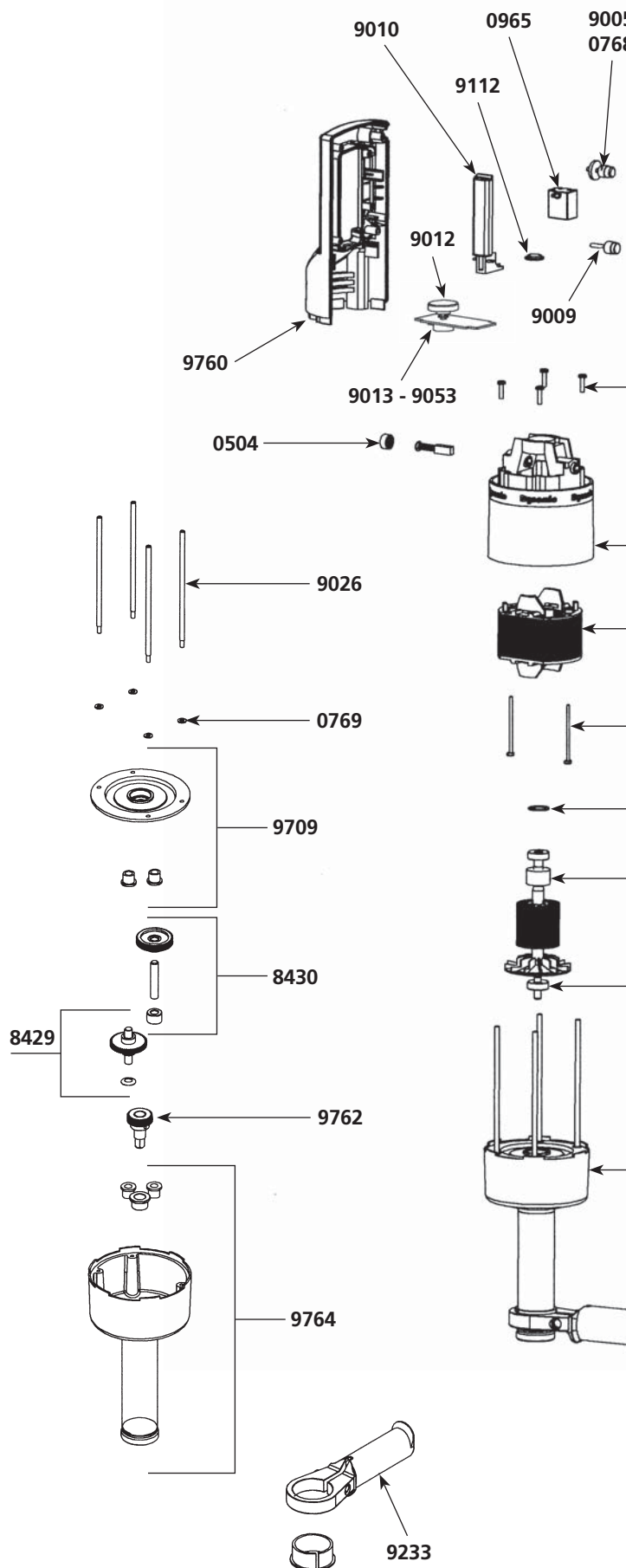
Motor brushes (2)	0504	15,31
Ball bearing	0601	15,31
Waterproof seal	0609	17,88
Squeezing washer	0726	2,15
Pin 3 x 14	0745	2,15
Safety button return spring	0768	4,23
Rubber washing	0830	15,16
Fan	0835	133,95
Washer friction	0836	15,52
Ricer grid	0842	187,53
Wall bracket	0881	8,94
Strain relief 230V	0950	2,68
Strain relief 115 V	0950.1	2,68
Switch 230 V	0964	40,65
Switch 115 V	0965	40,65
Capacitor	0972	15,16
Capacitor + filter	0972.1	17,63
Dynamic label	1027	13,35
ID label 230 V	1056	5,60
ID label 115 V	1057	5,60
Rotor 115 V	7908.31	244,01
Rotor 230 V	7908.32	244,01
Fan	7933	9,75
Spacer screws (4)	8317	4,96
Antifriction washer	8422	18,15
Lower bolt	8423	34,48
Output shaft w/ gear	8428	163,97
Double gear with washer (from N°050025)	8429	129,44
Middle gear & axle	8430	135,51
Upper half handle	9002	59,90
Rubber button cap	9005	3,24
Plug	9009	3,24
Control lever	9010	14,06
Power cord 2 cond. 230 V (from N°050025)	9011	23,76
Handle screws (4)	9014	0,71
Motor housing w/carbon brush holders	9015	81,11
Stator 230 V w/carter carbon brush holders	9016	216,90
Stator screws (2)	9023	4,04
Spacer rods (4)	9026	17,26
Stator 115 V w/carbon brush holders	9038	216,90
Power cord 115 V w/carbon brush holders (from N°050025)	9040	29,74
Carbon brush wires 230 V	9043	10,19
Power cord (Australian) (from N°050025)	9066	59,58
Power cord (UK) (from N°050025)	9067	54,21
Speed control plug	9112	2,19
Carbon brush wires 115 V	9143	10,19
Complete handle 230 V	9700	173,12
Complete handle 115 V	9700.1	173,12
Complete foot assembly	9707	422,94
Power cord + Label 230 V (from N°050025) 3 wires	9708	32,15
Power cord + Label 115 V (from N°050025) 3 wires	9708.1	32,15
Plate w/ 2 seals	9709	34,22
Lower half handle (label side) 230 V	9730	61,42
Lower Half handle (label side) 115 V	9740	61,42

MOTOR BLOCK PP 97 PLUS

Parts list	Code	List \$ Price
Motor brushes	0504	15,31
Ball bearing	0601	15,31
Rubber washer	0726	2,15
Safety button return spring	0768	4,23
Strain relief 230 V	0950	2,68
Strain relief 115 V	0950.1	2,68
Switch	0965	40,65
Capacitor (115 V)	0972	15,16
Capacitor + filter	0972.1	17,63
Dynamic label	1027	13,35
Identification plate 230 V	109913	5,76
Identification plate 115 V	109914	5,76
Rotor 230 V	7908.31	244,01
Rotor 115 V	7908.32	244,01
Fan	7933	9,75
Spacer screws	8317	4,96
Upper half handle	9002	59,90
Security cap	9005	3,24
Handle cap	9009	3,24
Control lever	9010	14,06
Variable speed knob	9012	4,35
Variable speed control board 230 V	9013	103,01
Power cord 230 V	9014	0,71
Power cord 115 V	9015	81,11
Handle screw	9016	0,71
Top housing	9023	81,11
Stator 230 V	9038	216,90
Stator screws 230 V (2)	9043	4,04
Variable speed control board 115 V	9053	216,90
Stator 115 V	9112	10,19
Carbon brush wires (230 V)	9143	103,01
Variator cap	9708	2,19
Carbon brush wires 115 V (2)	9708.1	10,19
Lower half handle 230 V (with label)	9760	61,54
Lower half handle 115 V (with label)	9760.1	61,54
Lower motor housing	9761	539,68
Complete handle w/power cord 230 V	9765	173,52
Complete handle w/power cord 115 V	9765.1	173,52

Equipped lower carter PP97 plus

Parts list	Code	List \$ Price
M4 Washer	0769	1,60
Double gear with washer	8429	129,44
Middle gear axle	8430	135,51
Spacer rods	9026	17,26
Handle support	9233	87,00
Plate w/ 2 seals	9709	34,22
Exit shaft w/gear	9762	132,10
Aluminium carter, foot and seals	9764	177,11

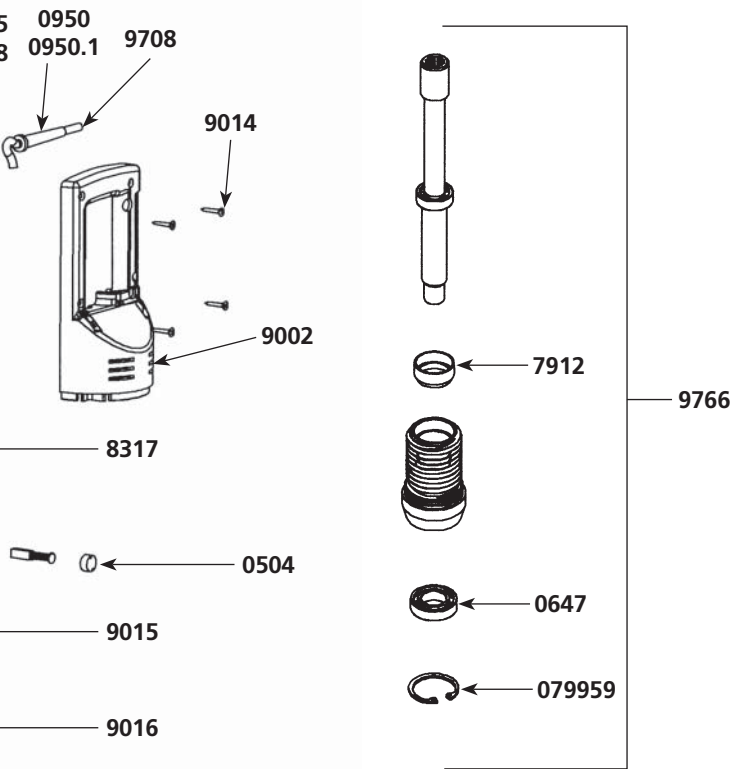


Whip tool for PP97 plus - FM97

Parts list

Code List \$ Price

D15 Bearing	0647	21,78
Rubber ring	079959	2,17
Ball bearing	7912	4,04
Mono whisk L : 300	9230a	510,90
Mono whisk L : 400	9230b	524,98
Mono whisk L : 120	9230c	487,63
Equipped male casing (shaft, bearing seal, ball bearing, rubber ring)	9766	173,52

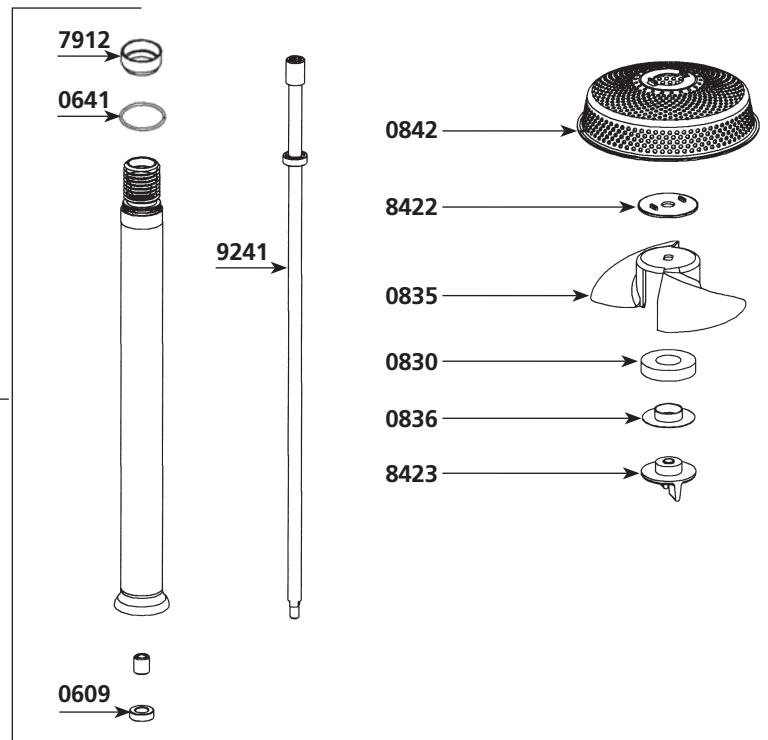
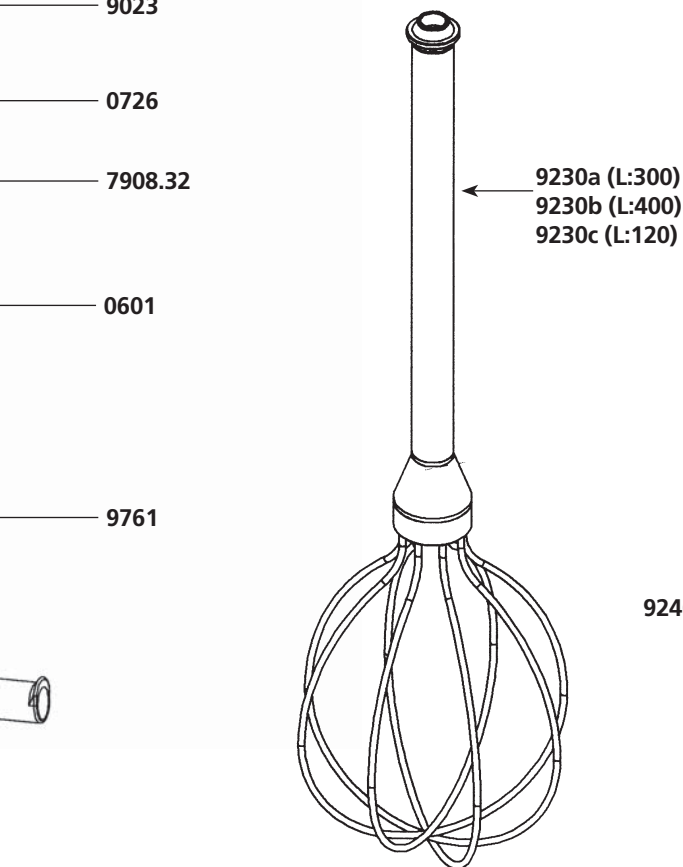


AP 97 for Ricer tool

Parts list

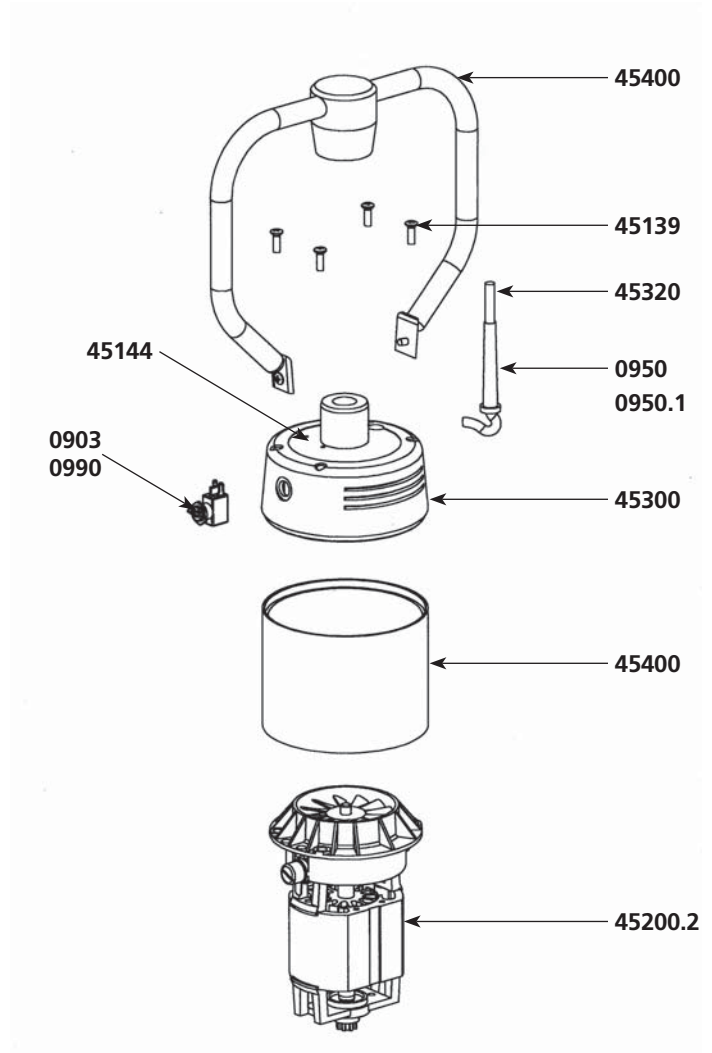
Code List \$ Price

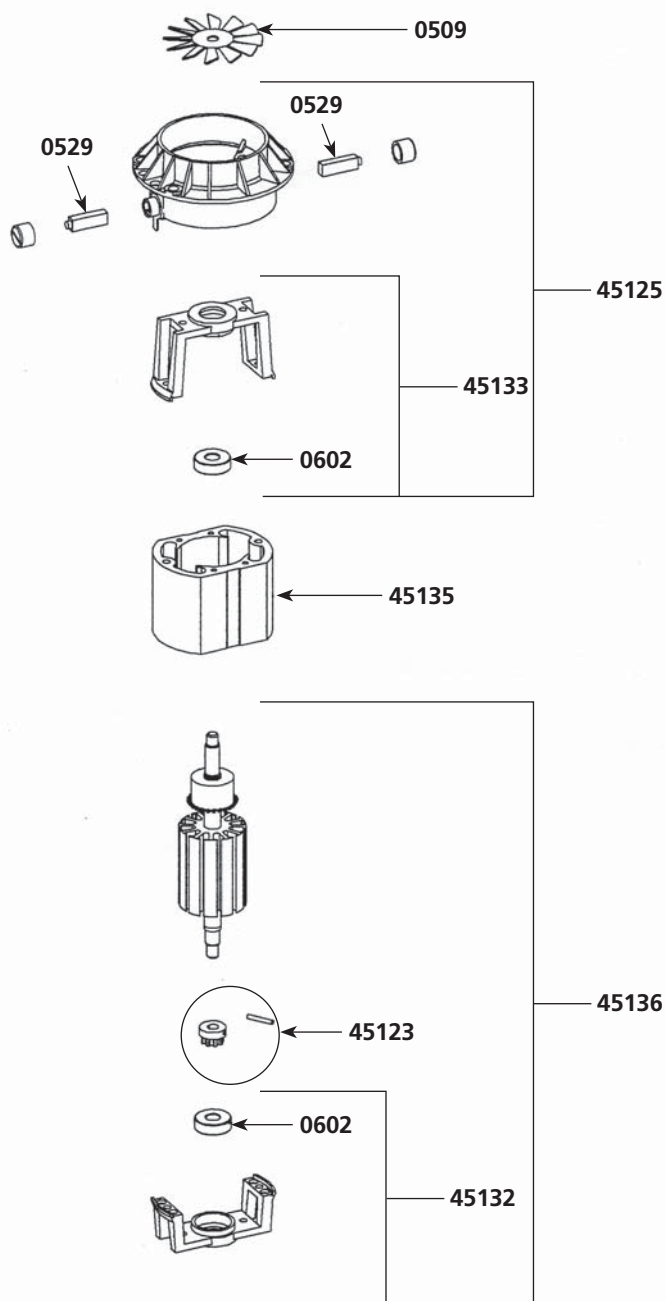
Waterproof seal	0609	17,88
Toric seal	0641	3,17
Rubber washing	0830	15,16
Fan	0835	133,95
Friction washer	0836	15,52
Ricer grid	0842	187,53
Bearing seal	7912	4,04
Antifriction seal	8422	18,13
Lower bolt	8423	34,48
Equipped male casing, bearing seal, tube and complete lever assembly	9240	207,24
Exit shaft	9241	229,96



SMX 450

Parts list	Code	List \$ Price
Fan	0509	10,43
Motor brushes (pair)	0529	17,19
Ball bearing	0601	15,31
Motor ball bearing	0602	17,77
Rubber ring	0760	3,41
Clips	0776	1,30
Washer & bolt for fan	0777	1,30
Wall bracket	0862	22,41
Rocking switch	0903	18,80
Capacitor	0909	13,58
Strain relief 230 V	0950	2,68
Strain relief 115 V	0950.1	2,68
Push button switch	0990	100,49
ON/OFF label	1008	2,75
Foot assembly (tube, bearing, assembly)	45110	417,62
Shaft & ball bearing	45120	163,07
Coupling sleeves	45122	26,02
Motor & shaft drive sprocket	45123	24,19
Fan housing (no motor brushes)	45125	150,13
Lower bearing assembly	45130	38,81
Brush holder w/ cap (1) 230 V	45131	62,95
Brush holder w/ cap (1) 115 V	45131.1	62,95
Lower motor casing	45132	78,90
Upper motor casing	45133	78,90
Stator 230 V	45135	412,54
Stator 115 V	45135.1	412,54
Rotor 230 V	45136	412,54
Rotor 115 V	45136.1	412,54
Stator screws (2)	45137	2,98
Spacer rods (4)	45138	17,90
Spacer screws (4)	45139	3,11
ID plate	45144	14,67
Cutter blade w/screw	45161	44,68
Motor 115 V	45200.1	641,12
Motor 230 V	45200.2	641,12

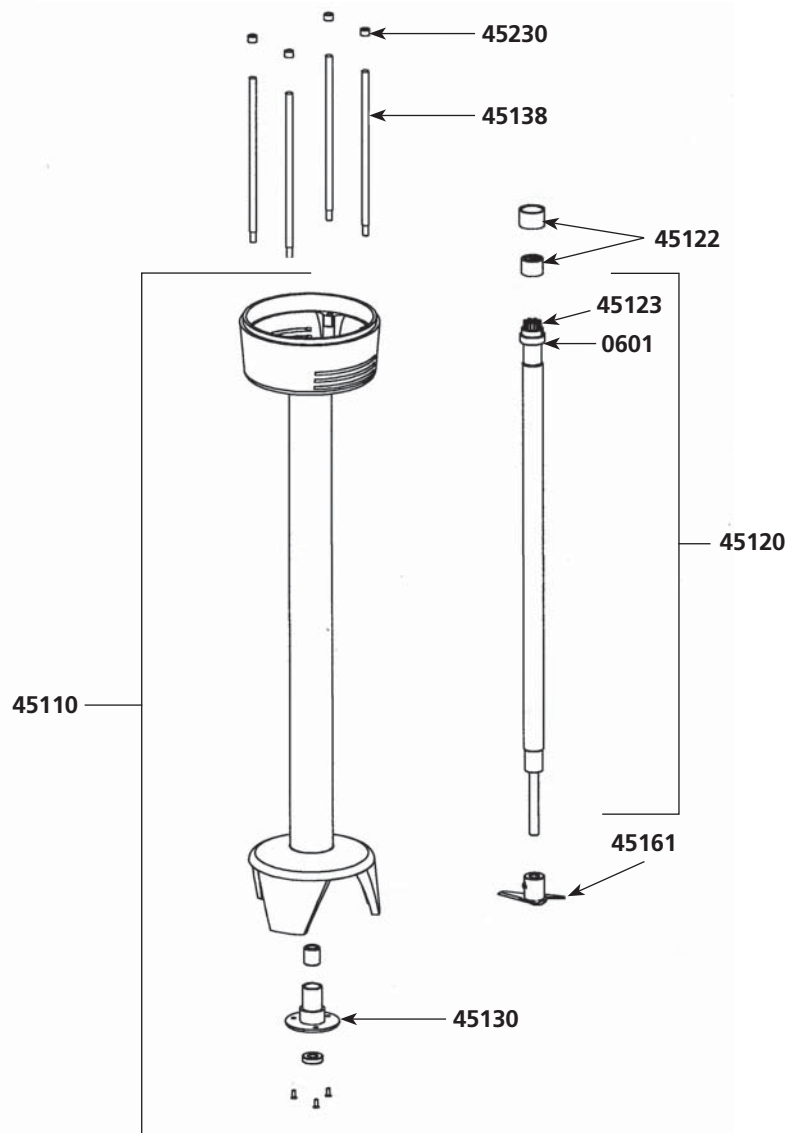




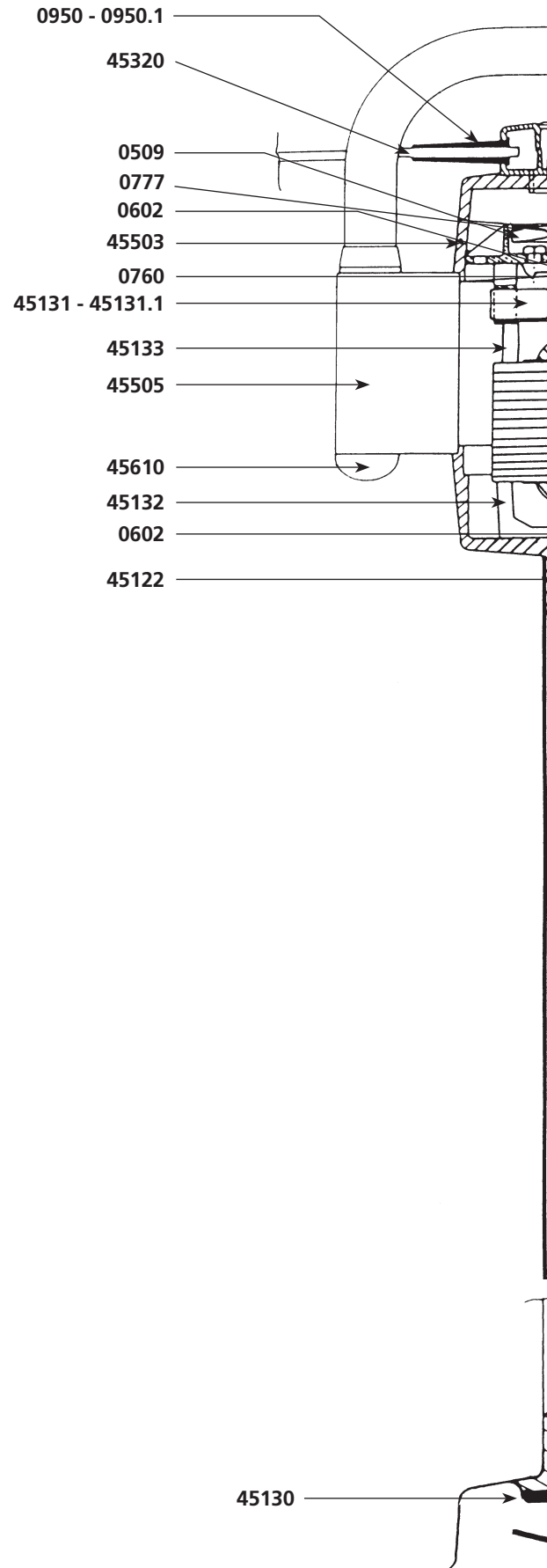
Parts list

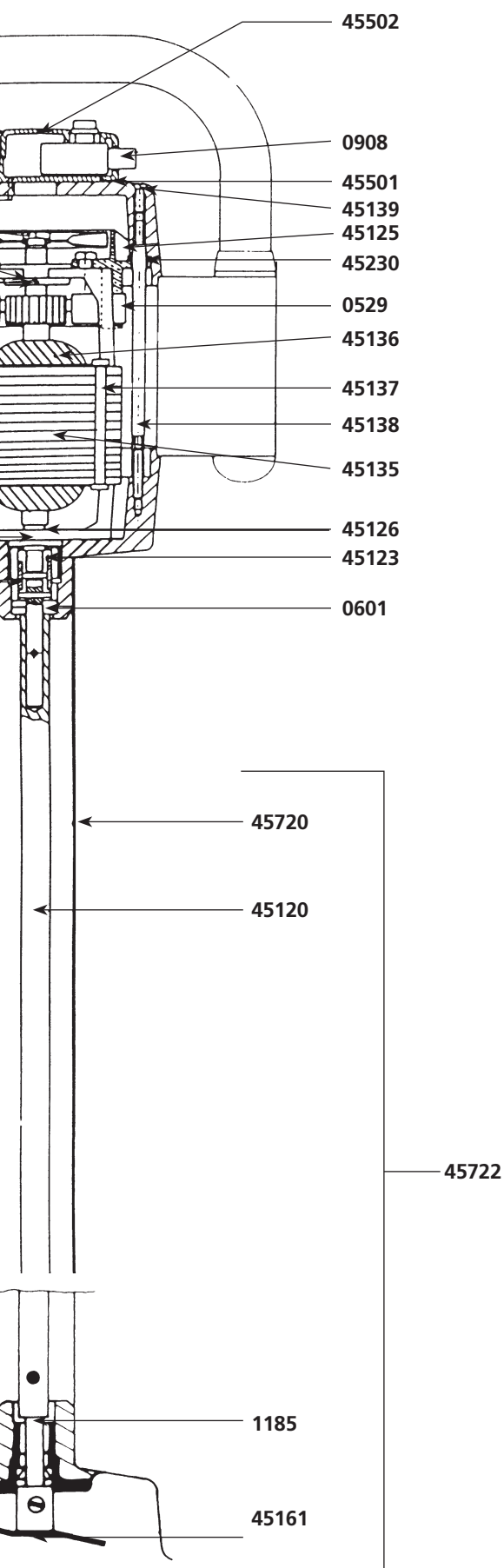
Code List \$ Price

	Code	List \$	Price
Squeezing washer (4)	45230	6,61	
Upper carter 230 V	45300	257,54	
Upper carter 115 V	45300.1	257,54	
Power cord 230 V	45320	38,00	
Power cord 115 V	45320.1	38,00	
Power cord (UK)	45320.2	54,21	
Power cord (Australian)	45320.3	48,80	
Complete handle	45400	231,54	
Sleeve	45500	81,34	
Kit w/ shaft, lower bearing, coupler, cutter	45533	246,58	
Conversion kit (SMX450 to SMX500)	45600	346,29	
Perforated disc	45810	64,74	
Perforated disc w/ pin	45820	64,74	
Bearing screws for aluminium bell (3)	7950	1,34	
Lower bearing screws (3)	9902	1,34	



Parts list	Code	List \$ Price
Turbine	0509	10,43
Motor brushes (pair)	0529	17,19
Ball bearing	0601	15,31
Motor ball bearing	0602	17,77
Waterproof seal	0607	19,98
Spring	0760	3,41
Clips	0776	1,30
Washer & bolt for fan	0777	1,30
Wall bracket	0862	22,41
Locking switch	0907	32,06
Non-locking switch	0908	32,06
Capacitor	0909	13,58
Strain relief 230 V	0950	2,68
Strain relief 115 V	0950.1	2,68
Lower bearing assembly support	1185	24,65
Shaft & ball bearing	45120	163,07
Coupling sleeves	45122	26,02
Motor & shaft drive sprocket	45123	24,19
Fan housing	45125	150,13
Lower bearing assembly	45130	38,81
Brush holder w/ cap (1)	45131	71,09
Brush holder w/ cap (1)	45131.1	71,09
Lower motor casing	45132	78,90
Upper motor casing	45133	78,90
Stator 230 V	45135	412,54
Stator 115 V	45135.1	412,54
Rotor 230 V	45136	412,54
Rotor 115 V	45136.1	412,54
Stator screws(2)	45137	2,98
Spacer rods (4)	45138	17,90
Spacer screws (4)	45139	3,11
Cutter blade w/screw	45161	44,68



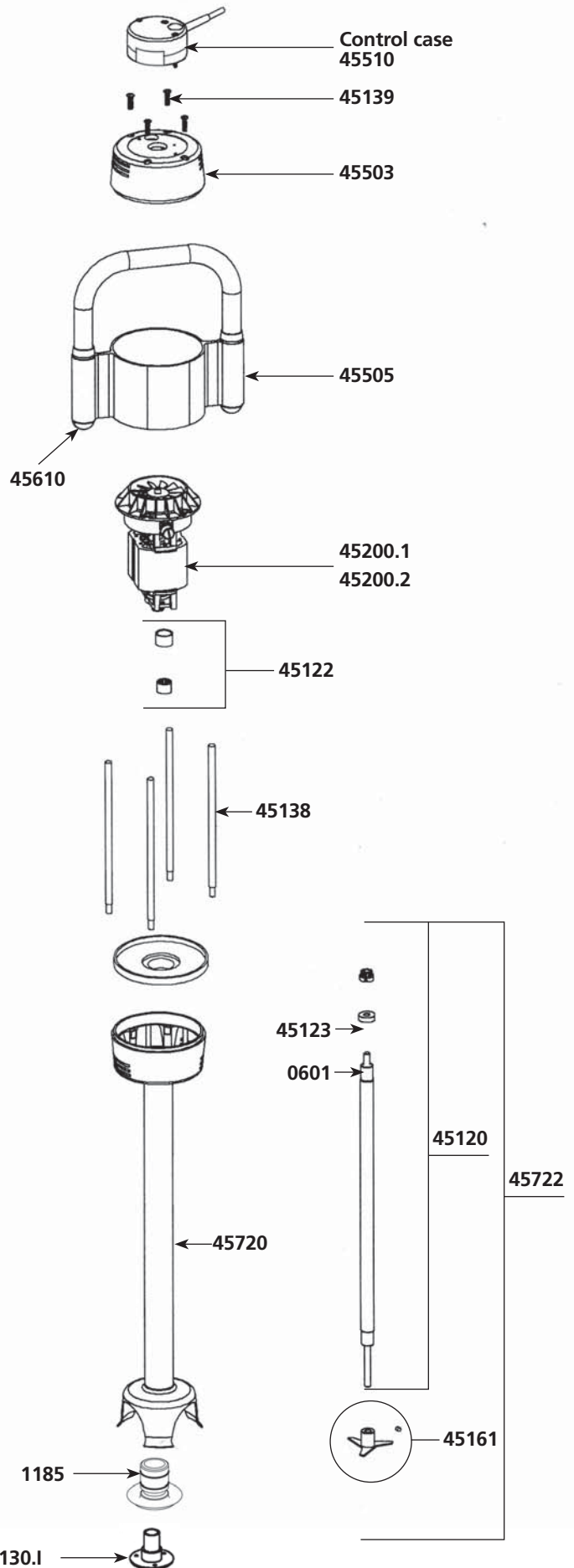


Parts list

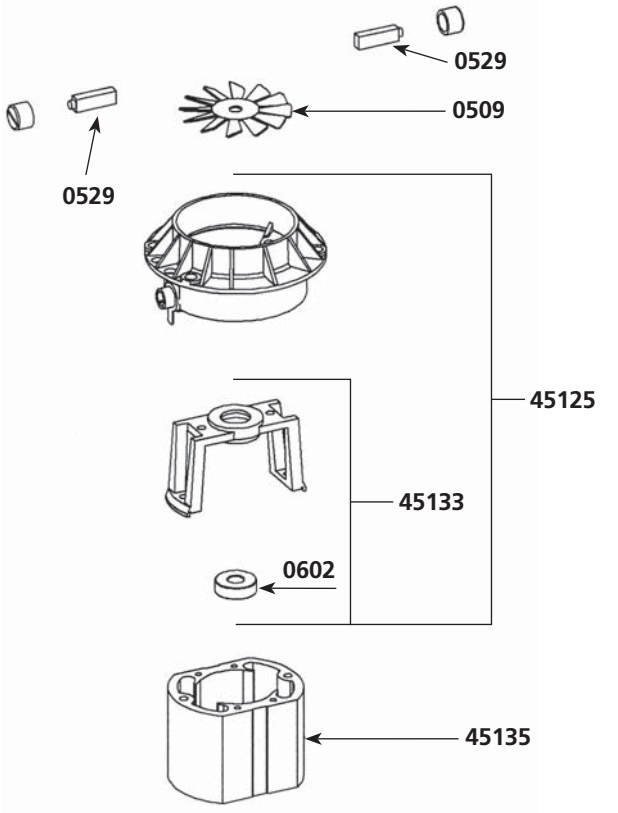
Code List \$ Price

	Code	List \$	Price
Double isolation part	45126	17,30	
Motor 115 V	45200.1	641,12	
Motor 230 V	45200.2	641,12	
Squeezing washers (4)	45230	6,61	
Power cord 230 V	45320	38,00	
Power cord 115 V	45320.1	38,00	
Power cord (UK)	45320.2	54,21	
Power cord (Australian)	45320.3	48,80	
Lower housing (orange plastic piece)	45501	19,67	
Upper housing (orange plastic piece)	45502	21,40	
Top housing	45503	239,05	
Sleeve & complete handle	45505	137,00	
Complete housing w/ screws	45510	38,00	
Kit w/ shaft, lower bearing, cutter	45533	246,58	
Handle cap (2)	45610	6,50	
Foot assembly	45720	417,62	
Complete foot assembly	45722	626,77	
Perforated disc	45810	64,74	
Perforated disc w/ pin	45820	64,74	
Lower bearing screws for aluminium bell (3)	7950	1,34	
Lower bearing screws (3)	9902	1,34	

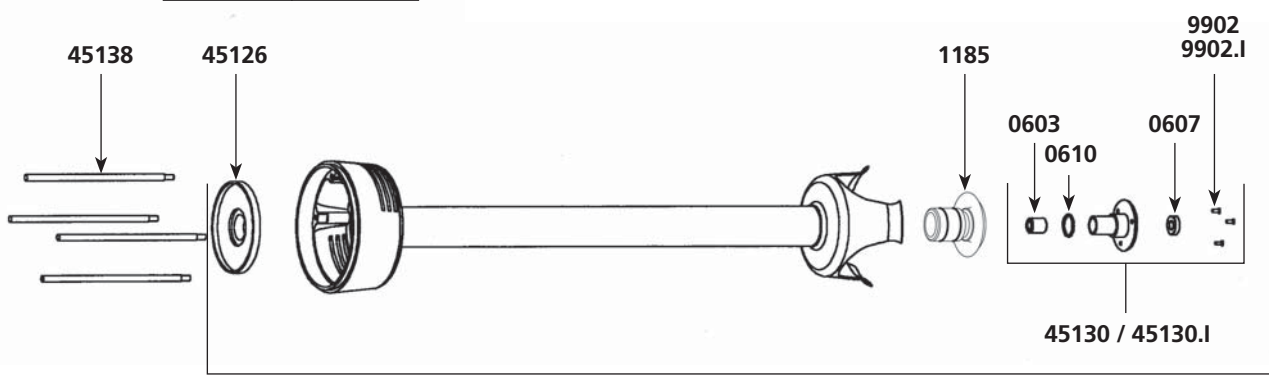
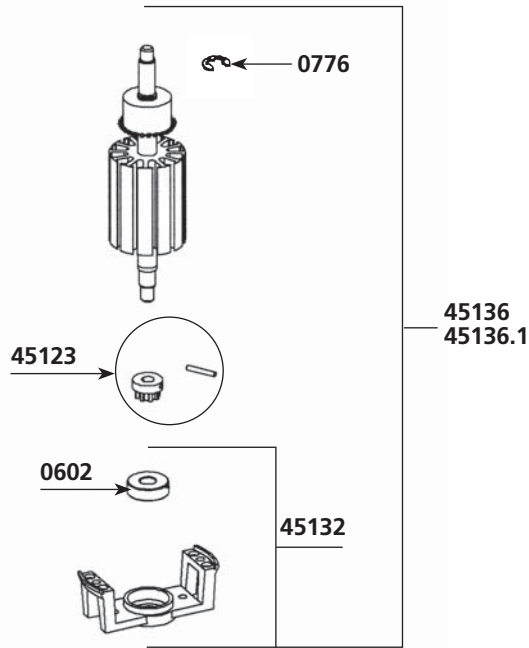
Parts list	Code	List \$ Price
Fan	0509	10,43
Motor brushes (pair)	0529	17,19
Ball bearing	0601	15,31
Motor ball bearing	0602	17,77
Self-lubricating ring	0603	3,51
Waterproof seal	0607	19,98
O. ring	0610	2,14
Rubber washer	0760	3,41
Clips	0776	1,30
Washer & bolt for fan	0777	1,30
Wall bracket	0862	22,41
Locking switch	0907	32,06
Non-locking switch	0908	32,06
Capacitor	0909	13,58
Strain relief 230 V	0950	2,68
Strain relief 115 V	0950.1	2,68
ID label 230 V	1048	15,06
ID label 115 V	1049	15,06
Lower bearing assembly support	1185	24,65
Lower bearing screws for aluminium bell (3)	7950	1,34
Power cord 230 V	9011	23,76
Power cord 115 V	9040	29,74
Power cord (Australian)	9066	59,58
Power cord (UK)	9067	54,21
Bearing support screws (3)	9902	1,34
Stainless steel lower bearing screws (3)	9902.1	1,48
Shaft & ball bearing	45120	163,07
Coupling sleeves	45122	26,02
Motor & shaft drive sprocket	45123	24,19
Fan housing	45125	150,13
Double isolation part	45126	17,30
Lower bearing assembly	45130	38,81
Complete stainless steel lower bearing	45130.1	72,01
Lower motor casing	45132	78,90
Upper motor casing	45133	78,90



IMPORTANT : Each spare part order must include the type and the number of the product which appears on the identification plate.



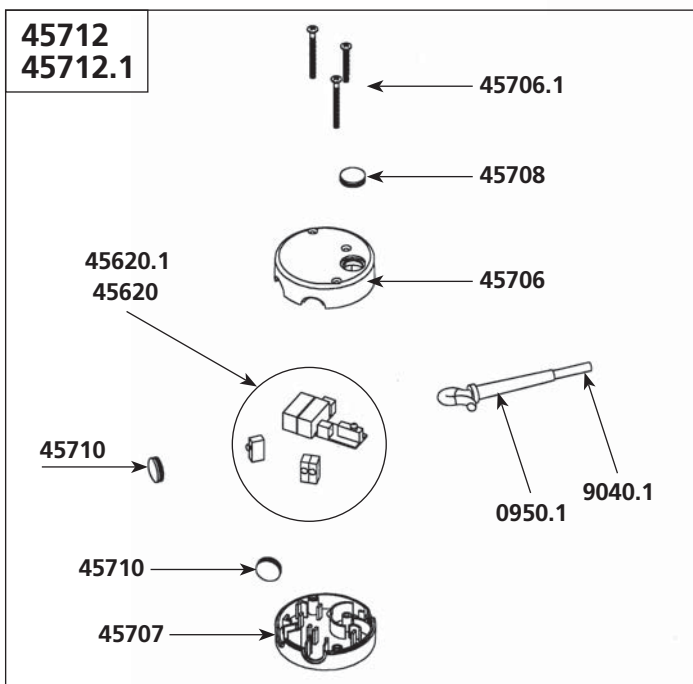
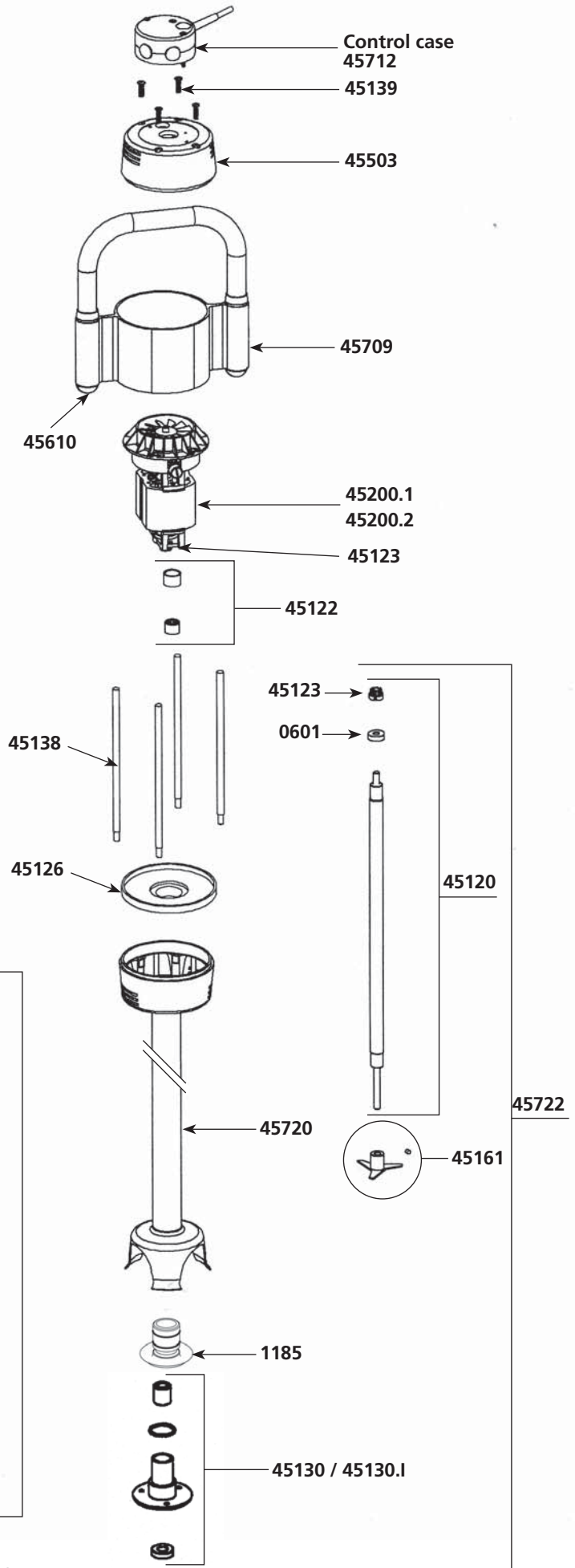
Parts list	Code	List \$ Price
Stator 230 V	45135	412,54
Stator 115 V	45135.1	412,54
Rotor 230 V	45136	412,54
Rotor 115 V	45136.1	412,54
Stator screws (2)	45137	2,98
Spacer rods (4)	45138	17,90
O (4)	45139	3,11
Cutter blade w/ screw	45161	44,68
Motor 115 V	45200.1	641,12
Motor 230 V	45200.2	641,12
Squeezing washer (4)	45230	6,61
Lower housing (orange plastic piece)	45501	19,67
Upper housing (orange plastic piece)	45502	21,40
Top housing	45503	239,05
Sleeve & complete handle	45505	137,00
Complete housing w/ screws	45510	38,00
Kit w/ shaft, lower bearing, coupler, cutter	45533	246,58
Handle cap (2)	45610	6,50
Foot assembly	45720	417,62
Locking kit	45721	334,04
Complete foot assembly	45722	626,77
Perforated disc	45810	64,74
Perforated disc w/ pin	45820	64,74



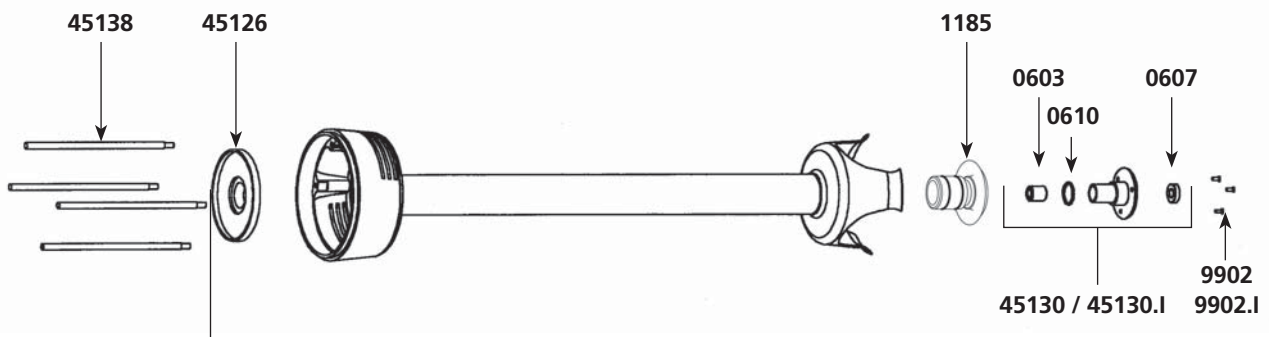
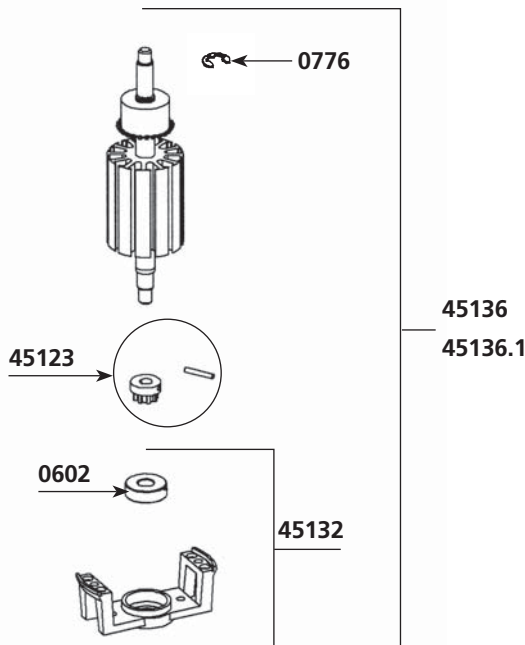
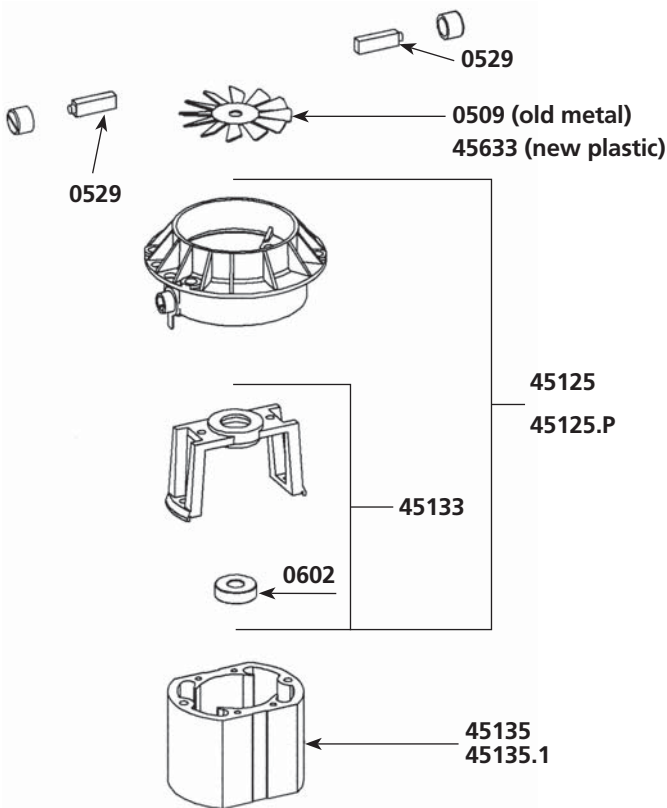
45720

SMX 600 E

Parts list	Code	List \$ Price
Aluminium Fan	0509	10,43
Motor brushes (pair)	0529	17,19
Ball bearing	0601	15,31
Motor ball bearing	0602	17,77
Self-lubricating ring	0603	3,51
Waterproof seal	0607	19,98
O. ring	0610	2,14
Rubber washer	0760	3,41
Clips	0776	1,30
Washer & bolt for fan	0777	1,30
Wall bracket	0862	22,41
Strain relief 230 V	0950	2,68
Strain relief 115 V	0950.1	2,68
ID label 230 V	1007	15,06
ID label 115 V	1009	15,06
Lower bearing assembly support	1185	24,65
Shaft, ball bearing + sprocket	45120	163,07
Coupling sleeves	45122	26,02
Motor & shaft drive sprocket	45123	24,19
Fan housing alu	45125	150,13
Fan housing Plastic	45125.P	150,13
Double isolation part	45126	17,30
Lower ball bearing assembly	45130	38,81
Complete stainless steel lower bearing	45130.1	72,01
Lower motor casing	45132	78,90
Upper motor casing	45133	78,90
Stator 230 V	45135	412,54
Stator 115 V	45135.1	412,54
Rotor 230 V	45136	412,54
Rotor 115 V	45136.1	412,54
Stator screws (2)	45137	2,98



IMPORTANT : Each spare part order must include the type and the number of the product which appears on the identification plate.



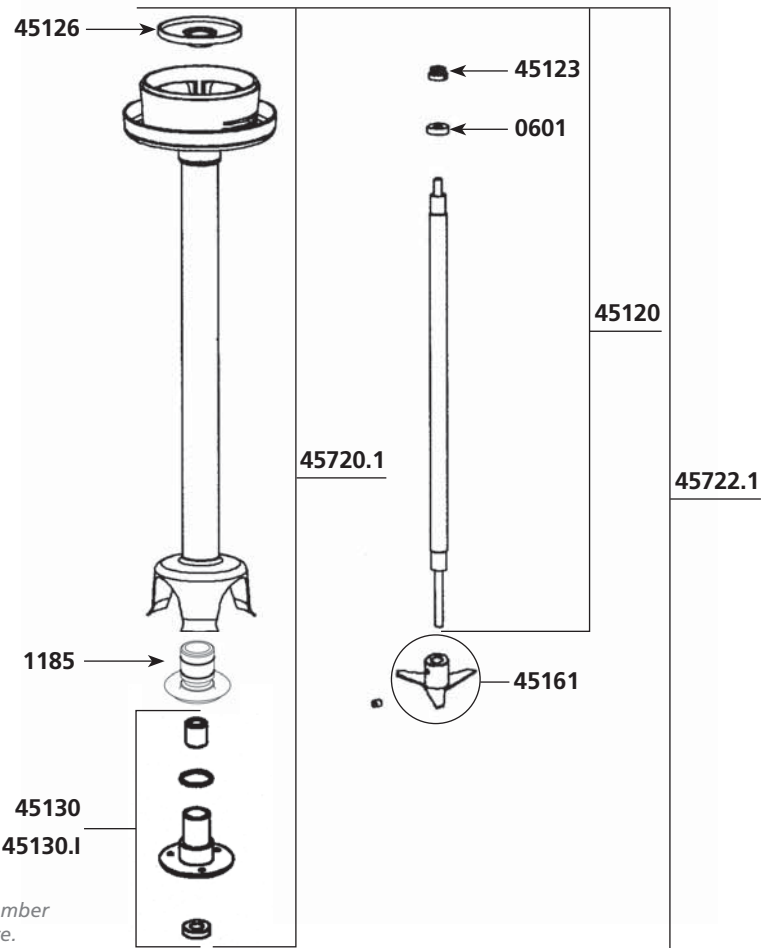
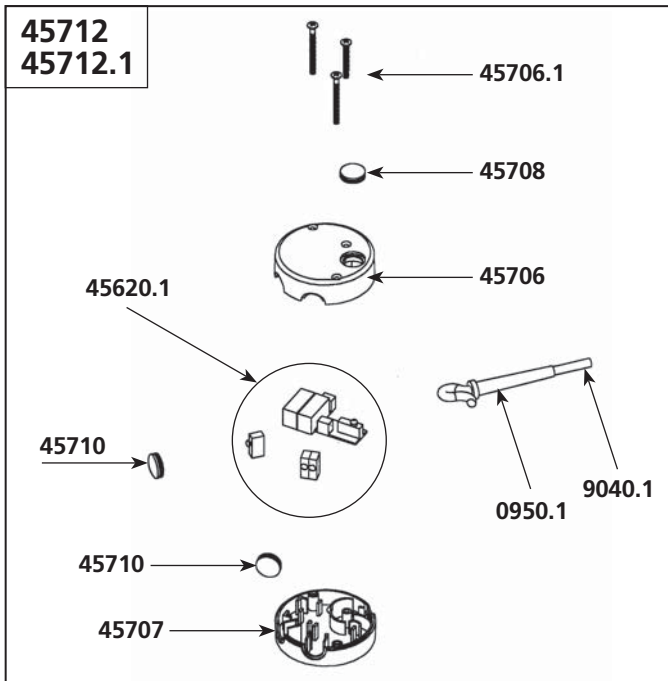
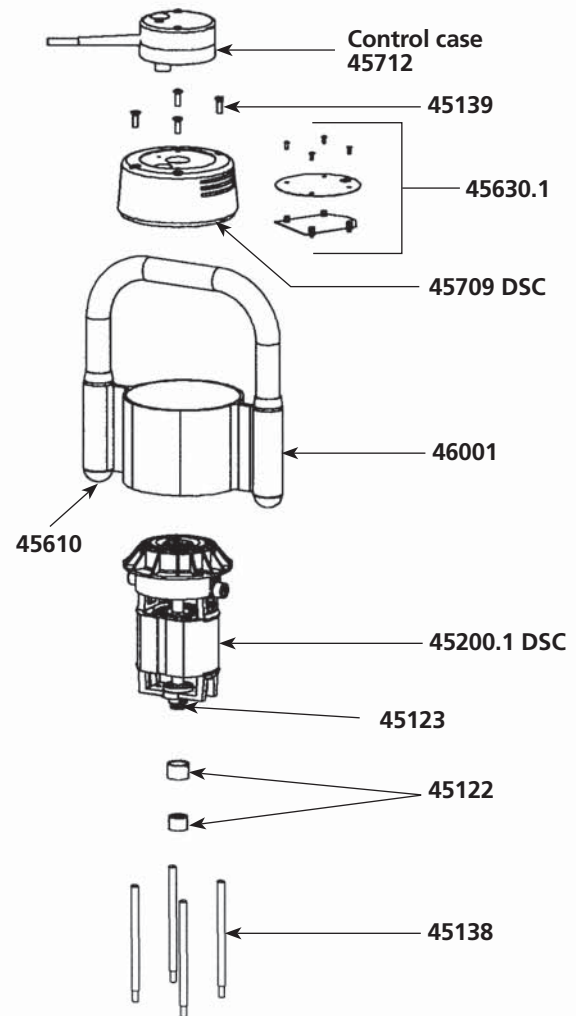
Parts list

	Code	List \$ Price
Spacer rods (4)	45138	17,90
Spacer screws (4)	45139	3,11
Cutter blade w/screw	45161	44,68
Motor 115 V	45200.1	641,12
Motor 230 V	45200.2	654,61
Squeezing washers (4)	45230	6,61
Top housing	45503	239,05
Kit w/ shaft, lower bearing, coupler, cutter	45533	246,58
Handle cap (2)	45610	6,50
Circuit board	45620	140,98
Circuit board	45620.1	140,98
Plastic Fan	45633	19,20
Top housing (orange plastic piece)	45706	21,40
Screws control case set	45706.1	2,25
Lower housing (orange plastic piece)	45707	19,67
Handle cap protector (unit)	45708	3,49
Sleeve & complete handle & label & cap	45709	137,00
Handle cap protectors (unit)	45710	3,32
Orange housing w/ screws	45711	38,00
Complete control casing 230V	45712	224,54
Complete control casing 115V	45712.1	224,54
Foot assembly w/ lower bearing	45720	417,62
Complete foot assembly	45722	626,77
Power cord 230 V	9011.1	35,26
Power cord 115 V	9040.1	38,50
Power cord (Australian)	9066.1	72,69
Power cord (UK)	9067.1	67,80
Bearing support screws (3)	9902	1,33
Stainless steel lower bearing screws (3)	9902.1	1,48

45720

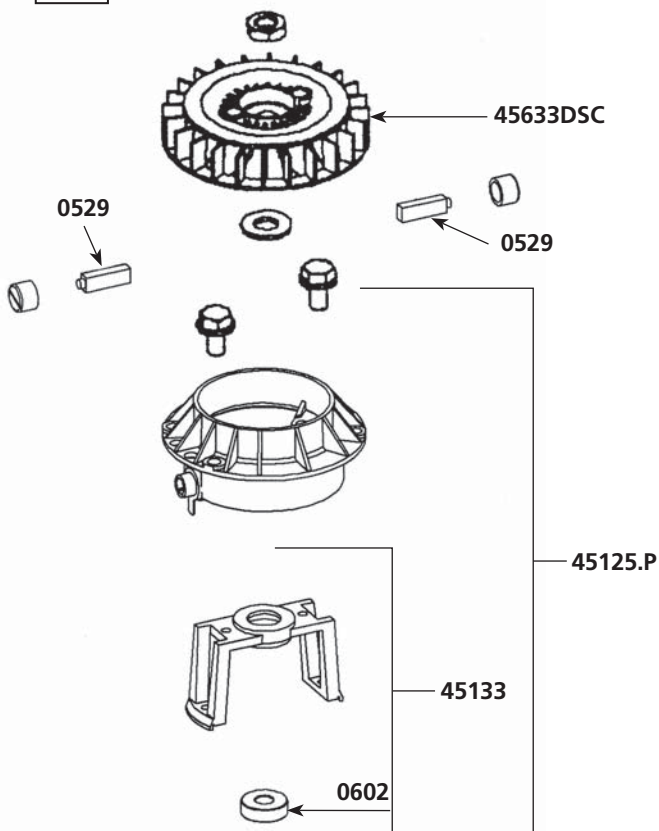
SMX 600 DSC - 115 V

Parts list	Code	List \$ Price
Motor brushes (pair)	0529	17,19
Ball bearing	0601	15,31
Motor ball bearing	0602	17,77
Self-lubricating ring	0603	3,51
Waterproof seal	0607	19,98
O. ring	0610	2,14
Rubber washer	0760	3,41
Clips	0776	1,30
Washer & bolt for fan	0777	1,30
Wall bracket	0862	22,41
Strain relief 230 V	0950	2,68
Strain relief 115 V	0950.1	2,68
ID label 115 V	1009	15,06
Lower bearing assembly support	1185	24,65
Shaft & ball bearing	45120	163,07
Coupling sleeves	45122	26,02
Motor + drive sprocket	45123	24,19
Fan housing Alu	45125	150,13
Fan housing Plastic	45125.P	150,13
Double isolation plate	45126	17,30
Lower bearing assembly	45130	38,81
Complete stainless steel lower bearing	45130.1	72,01
Lower motor casing	45132	78,90
Upper motor casing	45133	78,90
Stator 115 V	45135.1	412,54
Rotor 115 V	45136.1	412,54
Motor field screws (4)	45137	2,98



IMPORTANT : Each spare part order must include the type and the number of the product which appears on the identification plate.

A

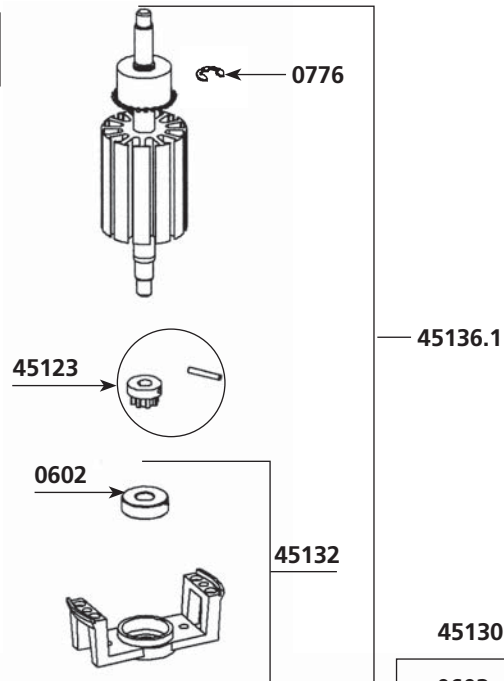


Parts list


Code List \$ Price

Parts list	Code	List \$ Price
Spacer rods (4)	45138	17,90
Spacer screws (4)	45139	3,11
Cutter blade w/screw	45161	44,68
Motor 115 V (complete)	45200.1DSC	641,12
Squeezing washer (4)	45230	6,61
Sleeve & complete handle & label & cap	45709DSC	239,05
Kit w/ shaft, lower bearing, coppler, cutter	45533	246,58
Handle cap (2)	45610	6,50
Circuit board	45620.1	140,98
Regulation circuit board	45630.1	145,90
Plastic Fan	45633DSC	18,47
Top housing (orange plastic piece)	45706	21,40
Screws control case set	45706.1	2,25
Orange housing (orange plastic piece)	45707	19,67
Lock button rubber cap (unit)	45708	3,49
Sleeve + handle + label + stopper	46001	137,00
Rubber cap button	45710	3,32
Lower housing w/ screws	45711	38,00
Complete control casing 230V	45712	224,54
Complete control casing 115V	45712.1	224,54
Foot assembly	45720.1	417,62
Complete foot assembly	45722.1	626,77
Power cord 115V	9040.1	38,50
Lower bearing screws (3)	9902	1,33
Stainless steel lower bearing screws (3)	9902.1	1,48

B



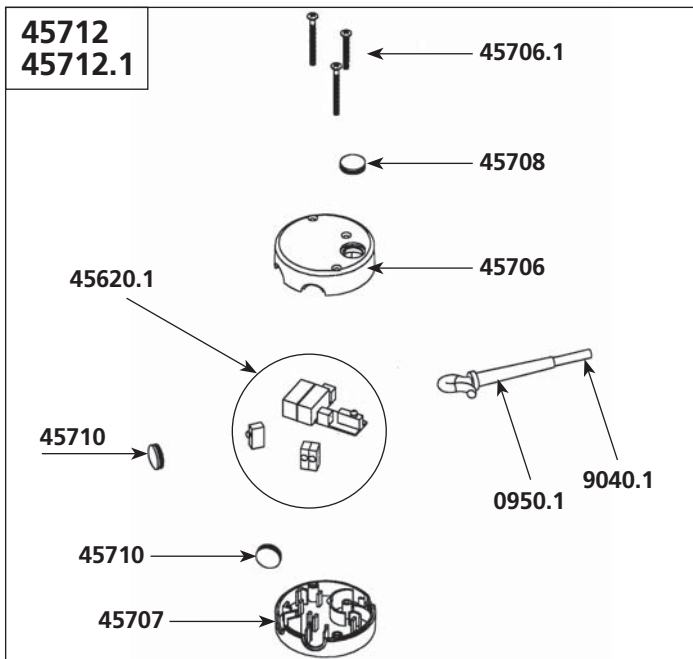
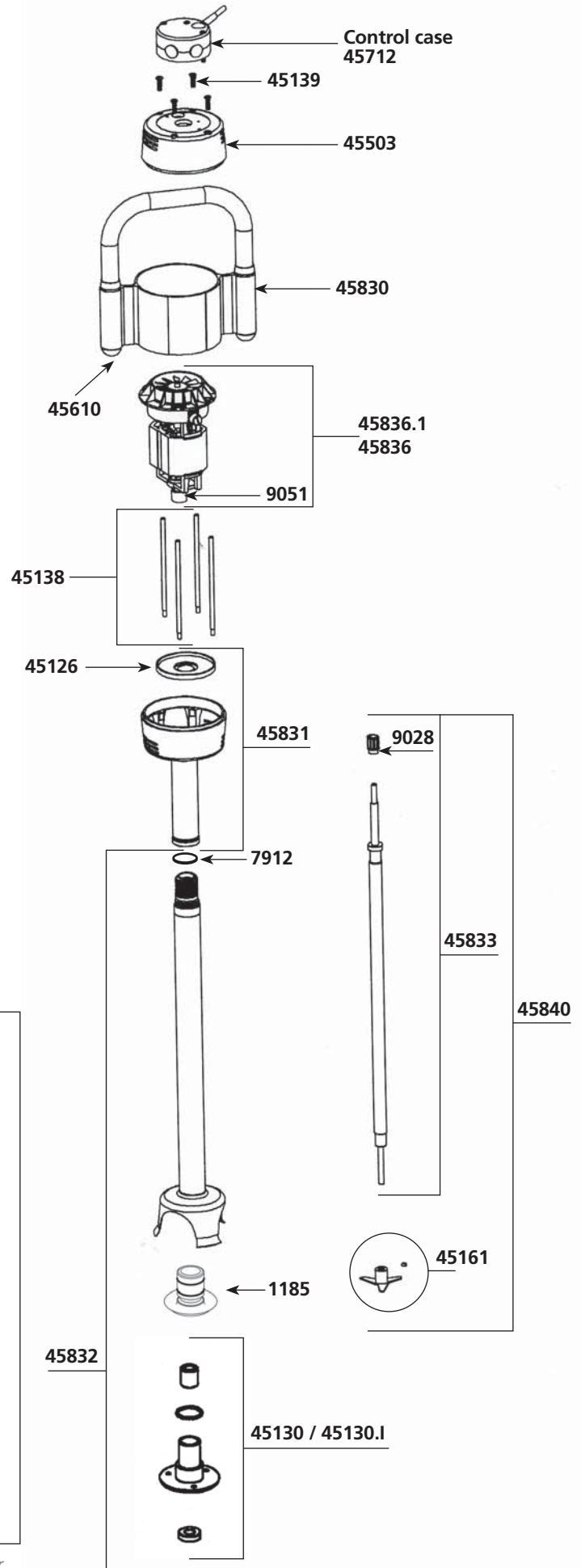
C



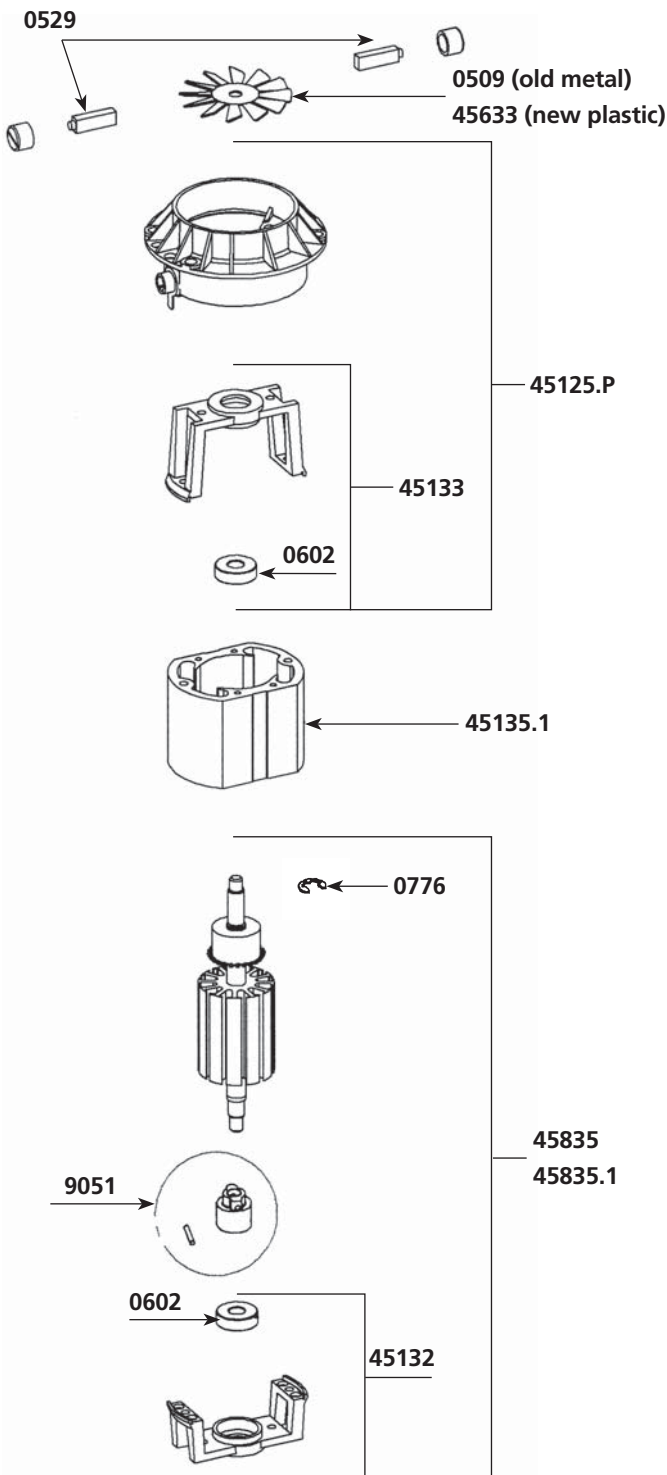
45720.1

SMX 800 E

Parts list	Code	List \$ Price
Aluminium Fan	0509	10,43
Motor brushes (pair)	0529	17,19
Ball bearing	0601	15,31
Motor ball bearing	0602	17,77
Self-lubricating ring	0603	3,51
Waterproof seal	0607	19,98
O. ring	0610	2,14
Toric seal	0641	3,17
Rubber washer	0760	3,41
Clips	0776	1,30
Washer & bolt for fan	0777	1,30
Wall bracket	0862	22,41
Strain relief 230 V	0950	2,68
Strain relief 115 V	0950.1	2,68
ID label 230 V	1073	15,06
ID label 115 V	1074	15,06
Lower bearing assembly support	1185	24,65
Fan housing Alu	45125	150,13
Fan housing Plastic	45125.P	150,13
Double isolation plate	45126	17,30
Lower bearing assembly	45130	38,81
Complete stainless steel lower bearing	45130.I	72,01
Lower motor casing	45132	78,90
Upper motor casing	45133	78,90
Stator 230 V	45135	412,54
Stator 115 V	45135.1	412,54
Stator screws(2)	45137	2,98
Spacer rods (4)	45138	17,90
Spacer screws (4)	45139	3,11
Cutter blade w/screw	45161	44,68
Squeezing washer (4)	45230	6,61
Top housing	45503	239,05
Handle cap (2)	45610	6,50
Circuit board 230 V	45620	140,98
Plastic fan	45633	19,20



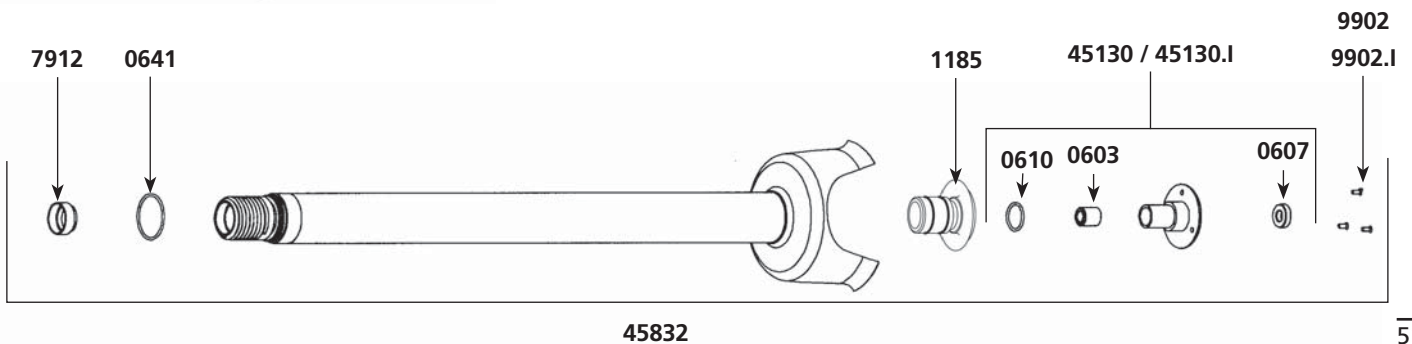
IMPORTANT : Each spare part order must include the type and the number of the product which appears on the identification plate.



Parts list

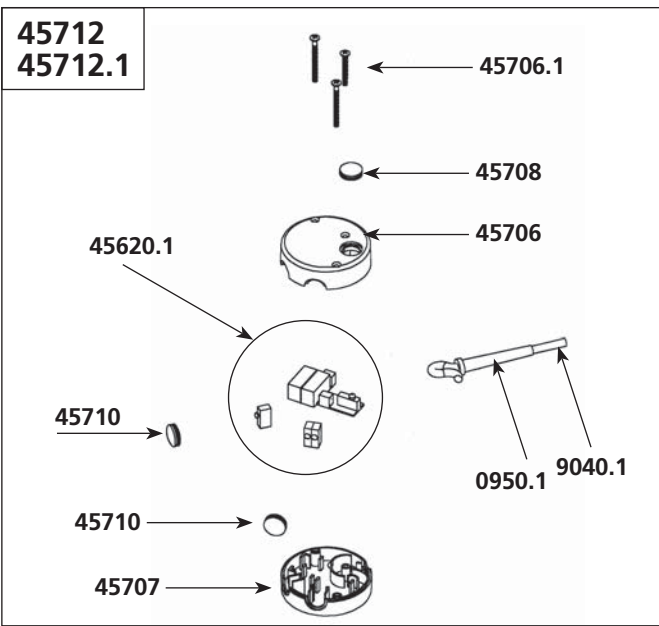
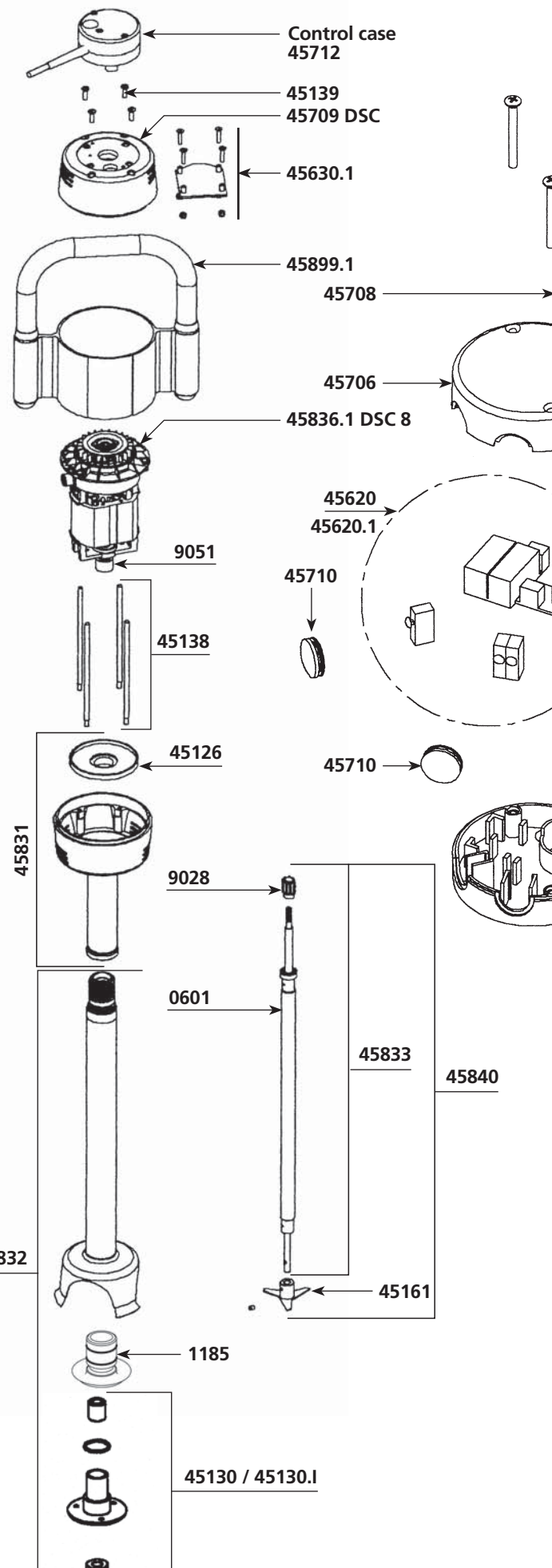
Code List \$ Price

	Code	List \$	Price
Circuit board 115 V	45620.1	140,98	
Top housing (orange plastic piece)	45706	21,40	
Screws control case set	45706.1	2,25	
Lower housing (orange plastic piece)	45707	19,67	
Lock button rubber cap (unit)	45708	3,49	
Handle cap protector (unit)	45710	3,32	
Orange housing w/ screws	45711	38,00	
Complete control casing 230V	45712	224,54	
Complete control casing 115V	45712.1	224,54	
Sleeve & complete handle & label & cap	45830	137,00	
Lower housing (aluminum)	45831	368,68	
Foot assembly w/ bearing assembly	45832	424,01	
Shaft, ball bearing + coupler	45833	168,11	
Kit w/ shaft, lower bearing, coupler, cutter	45834	272,05	
Rotor 230 V	45835	412,54	
Rotor 115 V	45835.1	412,54	
Motor 230 V (complete)	45836	641,12	
Motor 115 V (complete)	45836.1	641,12	
Complete foot assembly	45840	638,22	
Ball bearing sleeve	7912	4,04	
Power cord 230 V	9011.1	35,26	
Coupler for shaft	9028	10,19	
Power cord 115 V	9040.1	38,50	
Coupling casing + pin	9051	16,18	
Power cord (Australian)	9066.1	72,69	
Power cord (UK)	9067.1	67,80	
Lower bearing screws (3)	9902	1,33	
Stainless steel lower bearing screws (3)	9902.1	1,48	

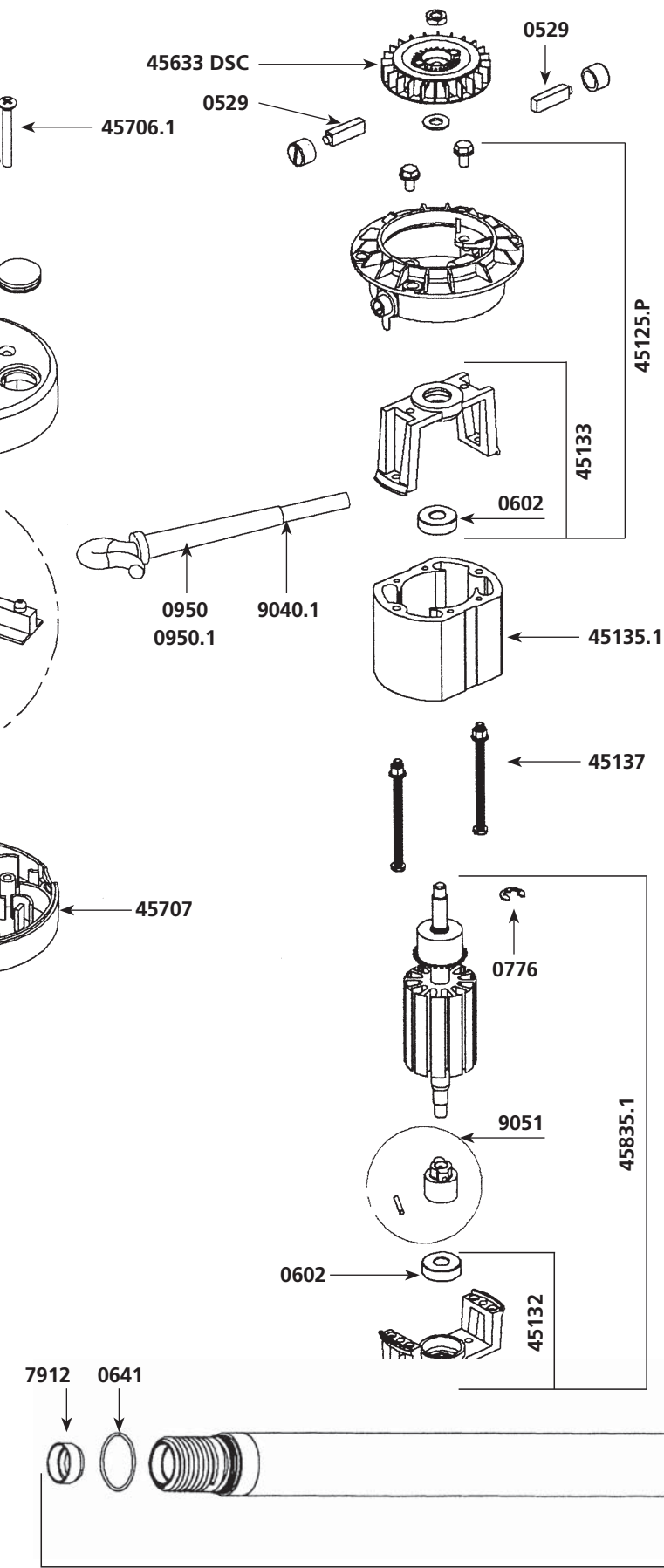


SMX 800 DSC - 115 V

Parts list	Code	List \$ Price
Motor brushes (pair)	0529	17,19
Ball bearing	0601	15,31
Motor ball bearing	0602	17,77
Self-lubricating ring	0603	3,51
Waterproof seal	0607	19,98
O. ring	0610	2,14
Toric seal	0641	3,17
Rubber washer	0760	3,41
Clips	0776	1,30
Washer & bolt for fan	0777	1,30
Wall bracket	0862	22,41
Strain relief 230 V	0950	2,68
Strain relief 115 V	0950.1	2,68
ID label 230 V	1098	15,06
ID label 115V	1099	15,06
Lower bearing assembly support	1185	24,65
Fan housing Alu	45125	150,13
Fan housing Plastic	45125.P	150,13
Double isolation plate	45126	17,30
Lower bearing assembly	45130	38,81
Complete stainless steel lower bearing	45130.1	72,01
Lower motor casing	45132	78,90
Upper motor casing	45133	78,90
Stator 115 V	45135.1	412,54
Motor field screws (4)	45137	2,98
Spacer rods (4)	45138	17,90
Spacer screws (4)	45139	3,11
Cutter blade w/screw	45161	44,68
Squeezing washers (4)	45230	6,61
Handle cap (2)	45610	6,50
Circuit board	45620.1	140,98
Regulation circuit board	45630.1	145,90
Fan (DSC)	45633DSC	18,47
Top housing (orange plastic piece)	45706	21,40
Screws control case set	45706.1	2,25
Lower housing (orange plastic piece)	45707	19,67
Lock button rubber cap (unit)	45708	3,49
Top housing	45709DSC	239,05
Rubber button cap	45710	3,32



IMPORTANT : Each spare part order must include the type and the number of the product which appears on the identification plate.



Parts list

Code List \$ Price

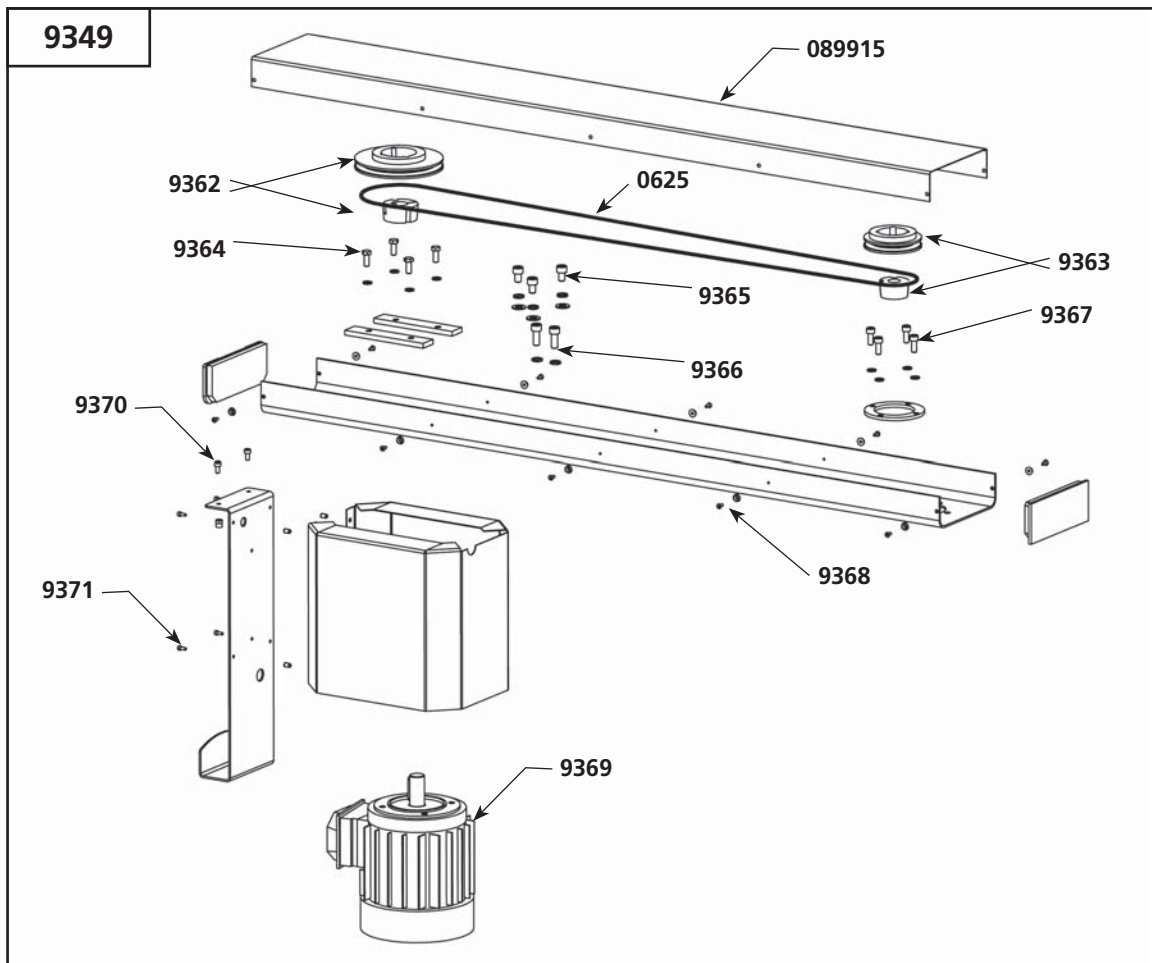
	Code	List \$	Price
Orange housing w/ screws	45711	38,00	
Complete control casing 230V	45712	472,73	
Complete control casing 115V	45712.1	472,73	
Lower housing	45831	368,68	
Foot assembly w/ bearing assembly	45832	424,01	
Shaft & ball bearing	45833	168,11	
Kit w/ shaft, lower bearing, coupler, cutter	45834	253,56	
Rotor 115 V	45835.1	412,54	
Motor 115 V (complete)	45836.1DSC8	641,12	
Complete foot assembly	45840	638,22	
Sleeve + handle + label + stopper	45899.1	137,00	
Ball bearing sleeve	7912	4,04	
Coupler for shaft	9028	10,19	
Power cord 115 V	9040.1	38,50	
Coupling casing + pin	9051	16,18	
Lower bearing screws (3)	9902	1,33	
Stainless steel lower bearing screws (3)	9902.1	1,48	

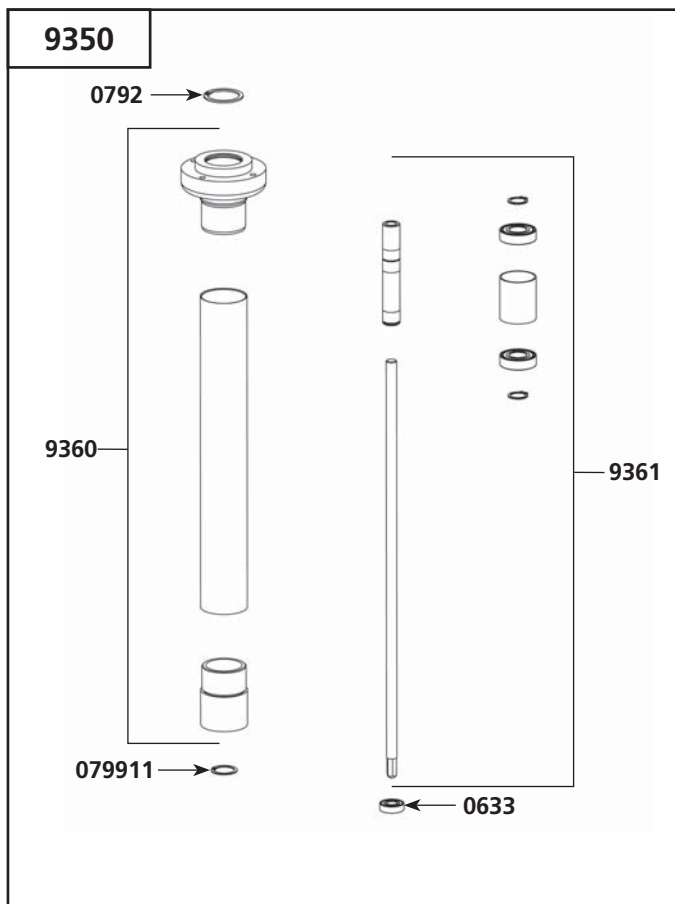
45832

Parts list **Code List \$ Price**

Jib assembling.....9349

Transmission belt	0625	353,13
Cover	089915	523,94
Directing pulley + hub	9362	782,80
Conducting pulley + hub	9363	535,60
Screw set + washers for fixing the motor	9364	74,16
Screw set + washers for fixing the jib	9365	90,64
Screw set + washers for fixing the axle-brake	9366	65,92
Screw set + washers for fixing the tube	9367	90,64
Screw set + washers for fixing the cover	9368	90,64
Motor	9369	2266,00
Screw set + nuts for fixing the steel sheet on the jib	9370	41,20
Screw set for fixing the steel sheet on the motor housing	9371	45,32



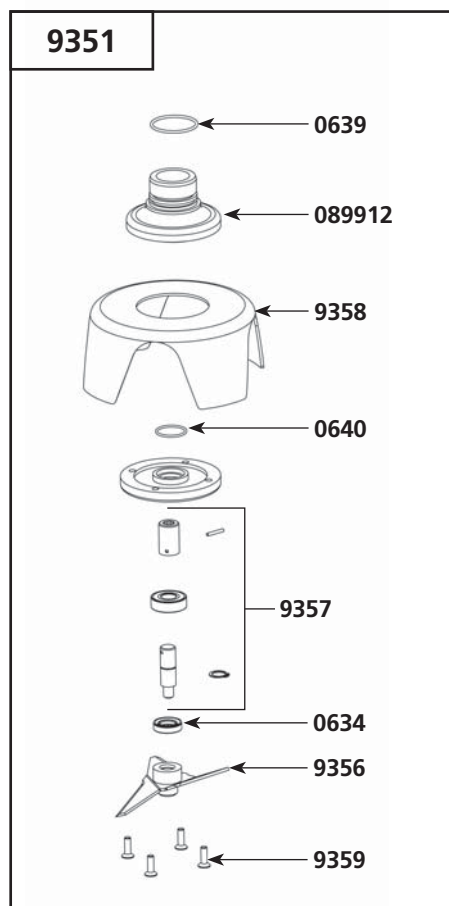


Parts list **Code List \$ Price**
Foot attachment assembling **9350 1083,00**

Ball bearing	0633	49,44
Rubber ring for upper bearing holder	0792	17,30
Rubber ring case	079911	15,66
Bearing holder, brace, case	9360	1161,84
Drive shaft	9361	1104,16

Detachable bell assembling **9351 1417,40**

Waterproof lip seal	0634	170,98
Toric joint 42 x 2.5	0639	32,96
Toric joint 34 x 2	0640	24,72
Lower bearing	089912	387,49
Blade	9356	535,60
Lower shaft + bearing+coupling + clips	9357	605,64
Protection bell	9358	337,84
Assembling set of screw for the bell	9359	35,02



Parts list **Code** **List \$ Price**

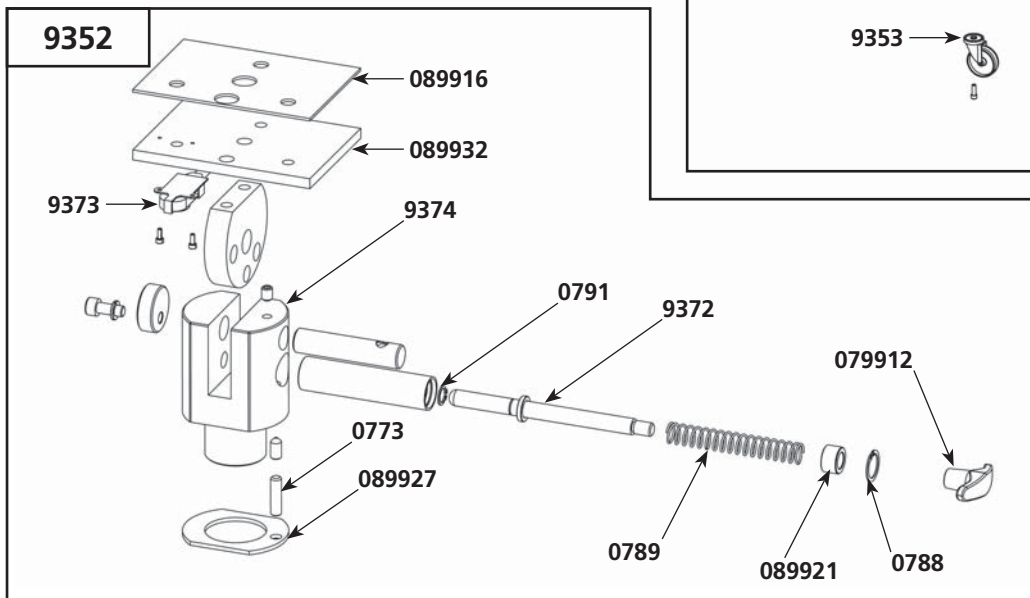
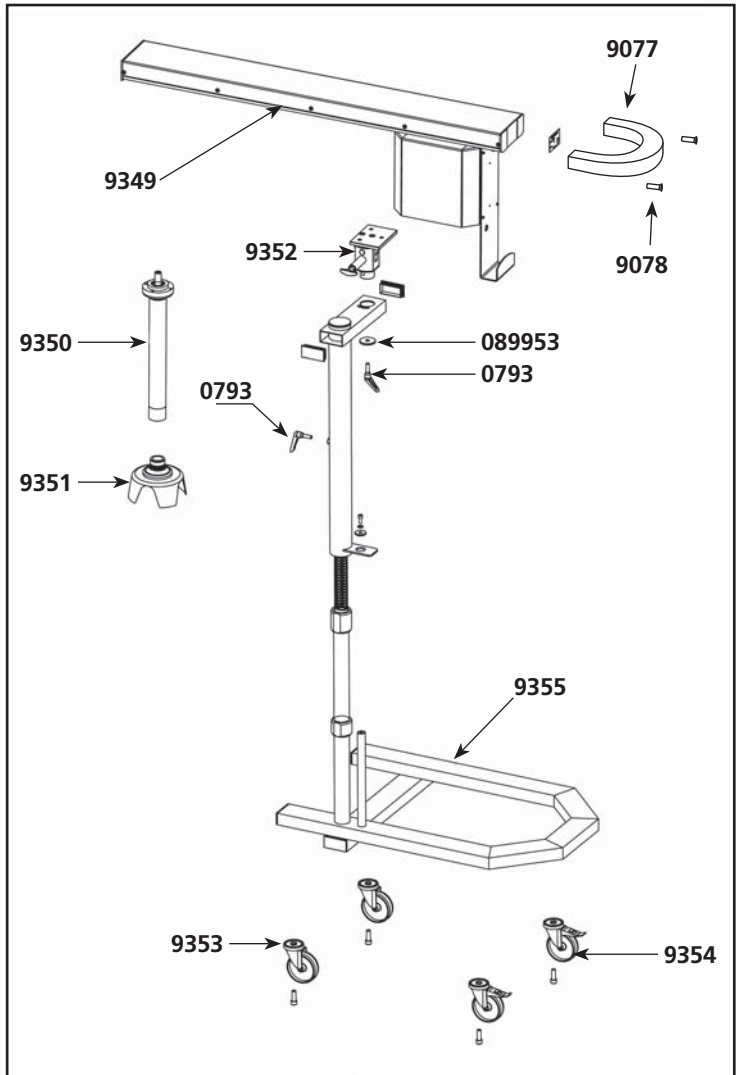
Pin-brake assembling9352

Plain screw M8x30	0773	14,42
Rubber ring for brake thrust	0788	15,66
Compression spring	0789	49,44
Rubber ring for brake axle	0791	14,83
Handle for brake	079912	117,42
Insulating sheet	089916	74,16
Brake thrust	089921	38,32
Interpolated sheet	089927	63,86
Jib plate holder	089932	258,74
Handle	9077	29,91
Handle screws	9078	3,84
Brake axle	9372	173,86
Microswitch + screws	9373	502,64
Pin-brake + eccentric + cam + cam axle	9374	1573,84

Parts list **Code** **List \$ Price**

Additional parts

Detachable handle	0793	98,88
Ring 50x12	089953	49,44
Fixed wheel + screws (unit)	9353	98,88
Brake wheel + screws (unit)	9354	131,84
Frame + jib holder	9355	3938,72

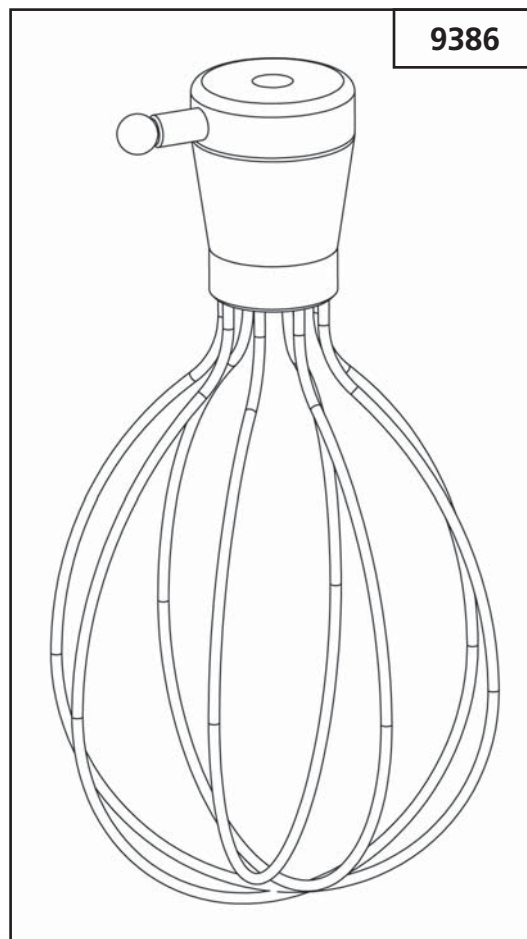
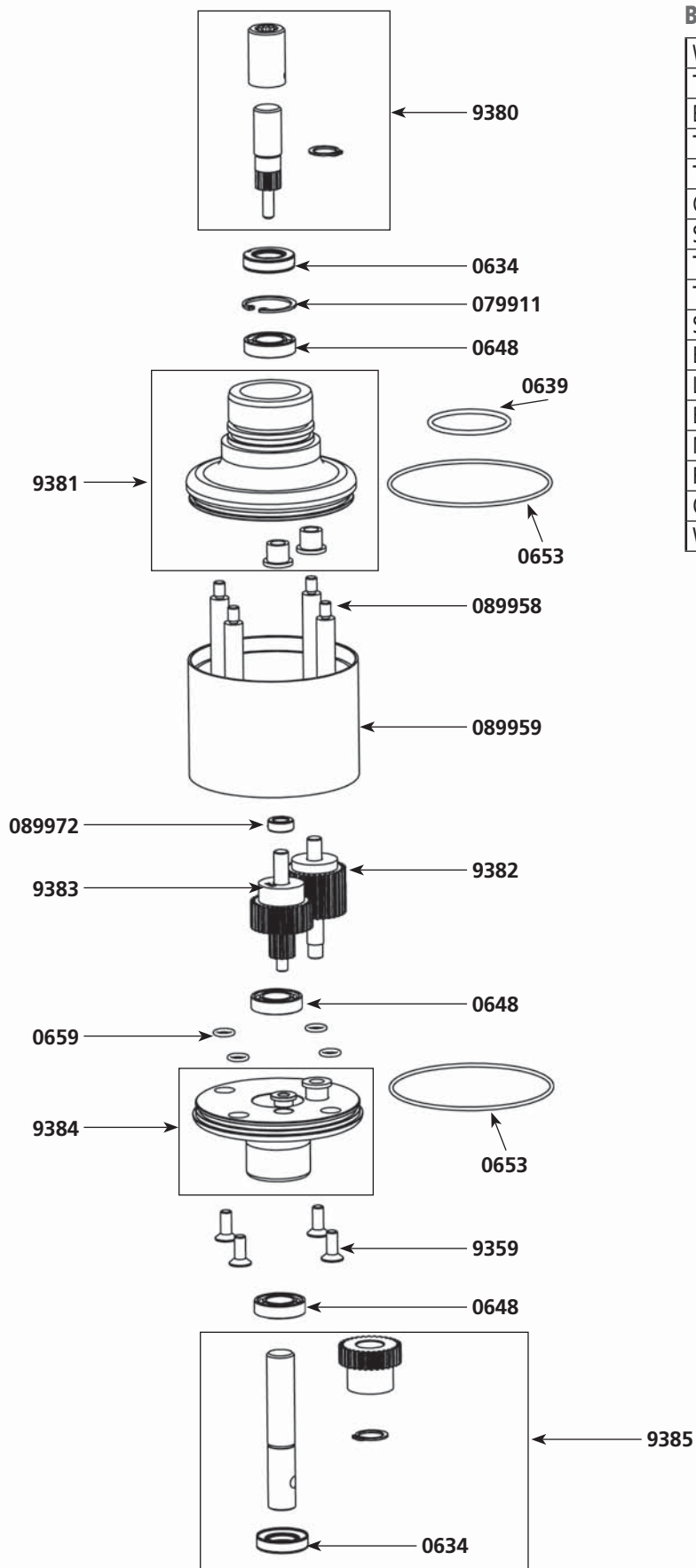


Parts list

Code List € Price

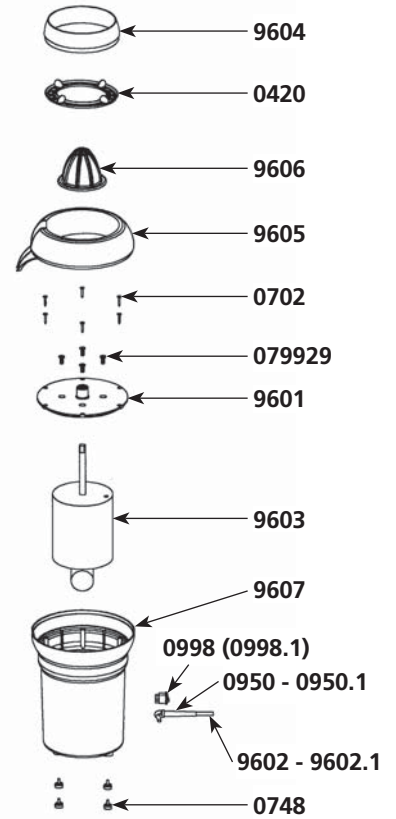
Beater whisk assembling

Waterproof ring	0634	78,85
Toric seal 42 x 2.5	0639	15,20
Ball bearing	0648	51,30
Toric seal 86 x 2	0653	7,22
Toric seal 8 x 1.9 (1)	0659	2,28
Clip	079911	7,22
Spacer rod (1)	089958	60,80
Tube	089959	337,14
Tube middle gear	089972	51,30
Screws M6 (4)	9359	16,15
Equipped upper shaft	9380	144,40
Lower bearing + rings	9381	452,20
Equipped output axle w/ 2 gears	9382	357,20
Middle gear and shaft	9383	317,30
Reduction case holder + rings	9384	419,90
Output axle	9385	279,30
Whisk tool	9386	374,30



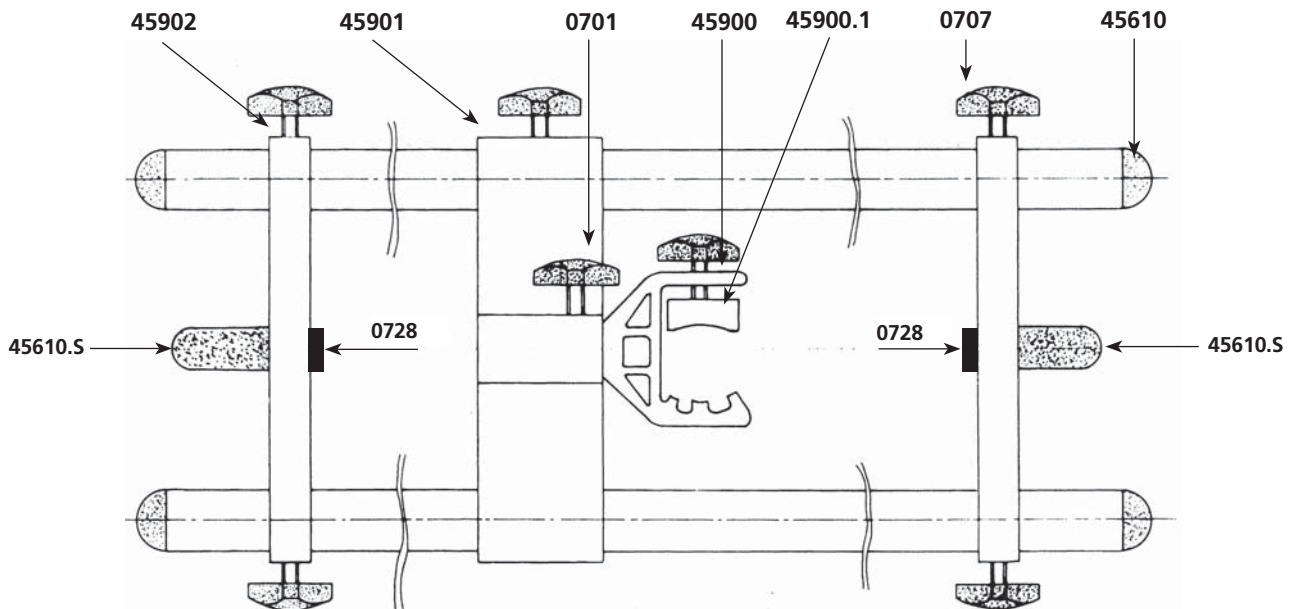
PA 96 CITRUS JUICER - DYNAJUICER

Parts list	Code	List \$ Price
Pulp filter	0420	18,97
Base screws (3)	0702	0,80
Pad	0748	3,01
Motor screw (1)	079929	1,17
Strain relief 230 V	0950	2,68
Strain relief 115V	0950.1	2,68
Switch	0998	27,47
Switch from N°70037	0998.1	27,47
Motor holder + waterproof ring	9601	38,00
Power cord 230 V	9602	32,06
Power cord 115 V	9602.1	54,21
Power cord (UK)	9602.2	54,21
Power cord (Australian)	9602.3	48,80
Motor w/ capacitor & shaft 230 V	9603	428,60
Motor + capacitor + shaft 115 V	9603.1	428,60
Upper ring	9604	40,65
Top orange container	9605	81,34
Centrifuge cone	9606	26,51
Base	9607	81,34



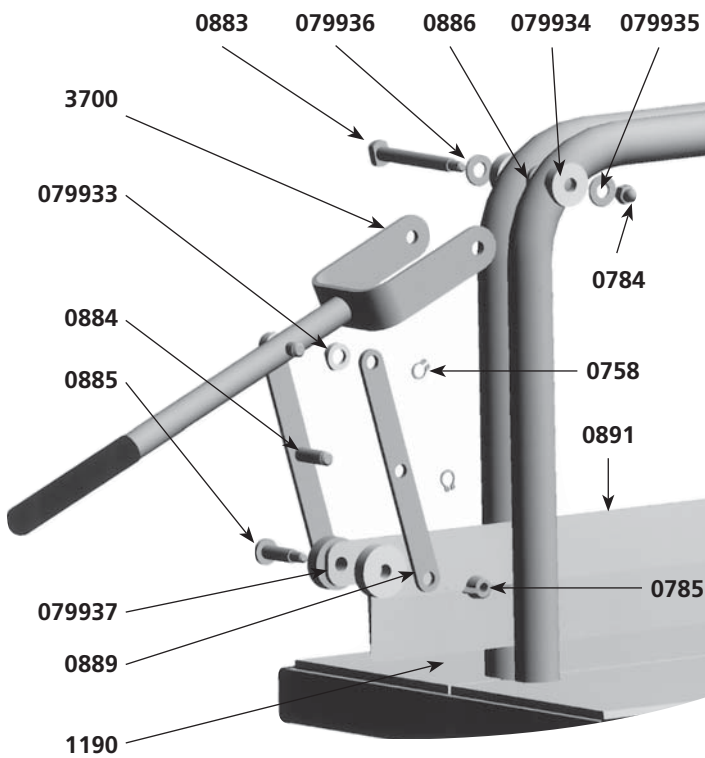
SM 4/6/8/10/12 MIXER SUPPORTS

Parts list	Code	List \$ Price
Tightening knob	0701	17,32
Tightening knob	0707	15,16
White knob (x2)	0728	6,61
Plastic caps	45610	6,50
Plastic holder for tube	45900	91,12
Orange half moon + screws + washer	45900.1	13,48
60 mm width bracket	45901	73,74
20 mm width bracket	45902	49,88
Exterior stop (x2)	45610.S	6,21



IMPORTANT : Each spare part order must include the type and the number of the product which appears on the identification plate.

CF 2000 FOOD CUTTER



Parts list

Code List \$ Price

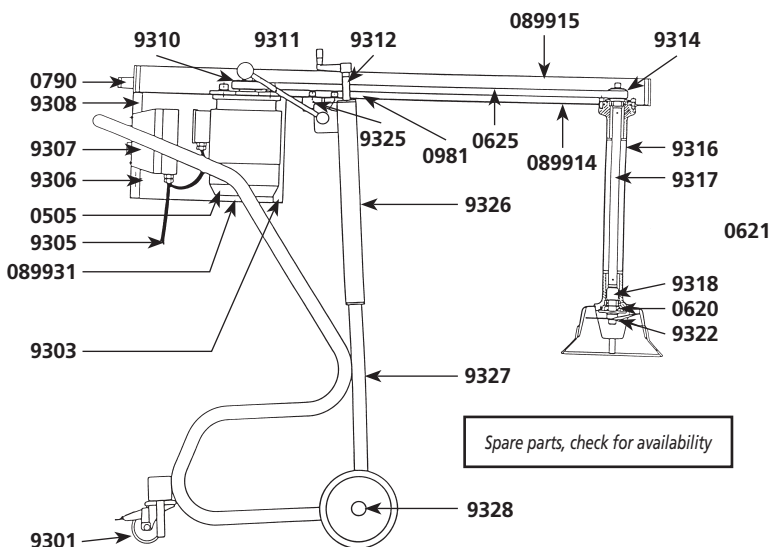
Circlips	0758	0,49
Forks break nut	0784	0,56
Wing nut	0785	0,54
Fork axle	0883	21,82
Connecting rod axle	0884	4,13
Blade axle	0885	11,29
Thickness wedge	0886	8,22
Connecting rod	0889	13,44
Knife blade	0891	171,43
Tray	1190	30,18
Fork	3700	95,31
Connecting rod concave washer	079933	0,43
Fork concave washer	079934	0,43
Brake nut washer	079935	0,06
Fork washer	079936	0,06
Blade plastic washer	079937	0,43

GM93

Parts list

Code List \$ Price

Motor 230 V	0505	1122,08
Motor 115 V	0518	1925,12
Waterproof seal	0620	88,47
Lower or upper ball bearing	0621	42,18
Transmission belt	0625	165,17
Plastic handle	0790	50,79
Pole	0899.14	742,87
Hood pole	0899.15	253,68



Parts list

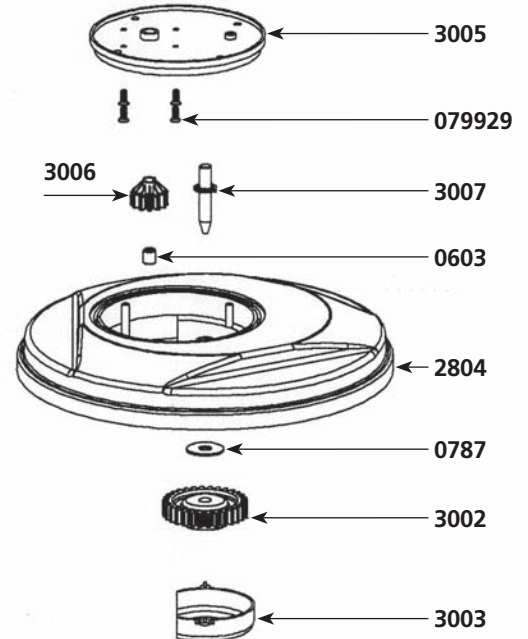
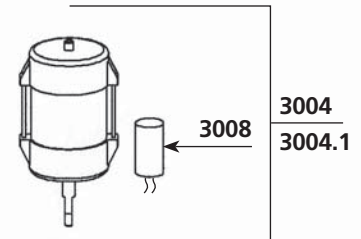
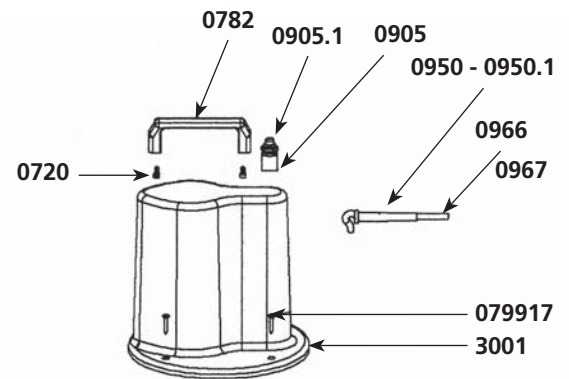
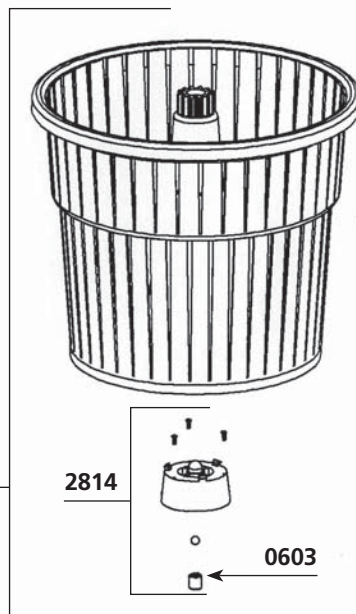
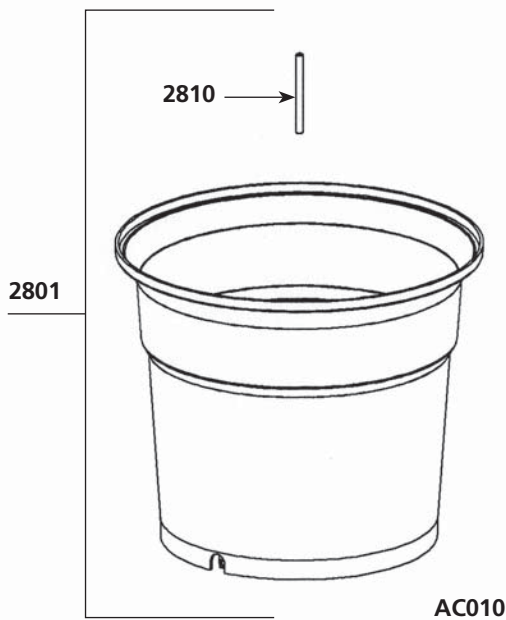
Code List \$ Price

Side hood	0899.31	145,01
Magnetic switch	0981	209,47
Wheel with brake	9301	174,83
Front hood	9303	125,55
Power cord (380V)	9305	133,52
Hood screw w/ plastic washer (unit)	9306	0,98
Switch w/ control box	9307	454,09
Switch w/ control box	9307.1	454,09
Back hood	9308	138,89
Motor pulley	9310	391,41
Squeezing handle	9311	293,79
Level adjustment handle	9312	79,86
Shaft pulley	9314	271,70
Foot assembly	9316	1728,38
Main shaft	9317	288,46
Lower shaft	9318	336,54
Cutter blade	9322	267,10
Rubber holders (3)	9325	172,17
Fork	9326	919,48
Frame	9327	2136,83
Front wheel	9328	81,65

EM 98 ELECTRIC SALAD SPINNER

Parts list	Code	List \$ Price
Self-lubricating ring	0603	3,56
Handle screw (ea)	0720	2,15
Handle	0782	21,42
Friction washer	0787	2,81
Motor housing screws	079917	0,78
Switch	0905	22,51
Switch protector	0905.1	6,18
Strain relief 230 V	0950	2,68
Strain relief 115 V	0950.1	2,68
Power cord 230 V	0966	15,04
Power cord 115 V	0967	29,74
Power cord (UK)	0973	68,31
Power cord (Australian)	0974	75,00
Outside basket	2801	167,30
Inside basket	P2802	102,30
Cover w/o small cover, handle & gear	2804	68,31
Axle for outside basket	2810	9,68
Axle (including screw)	2814	44,41
Motor housing 230V (with label)	3001	59,81
Motor housing 115V (with label)	3001.1	43,97
Big gear	3002	26,45

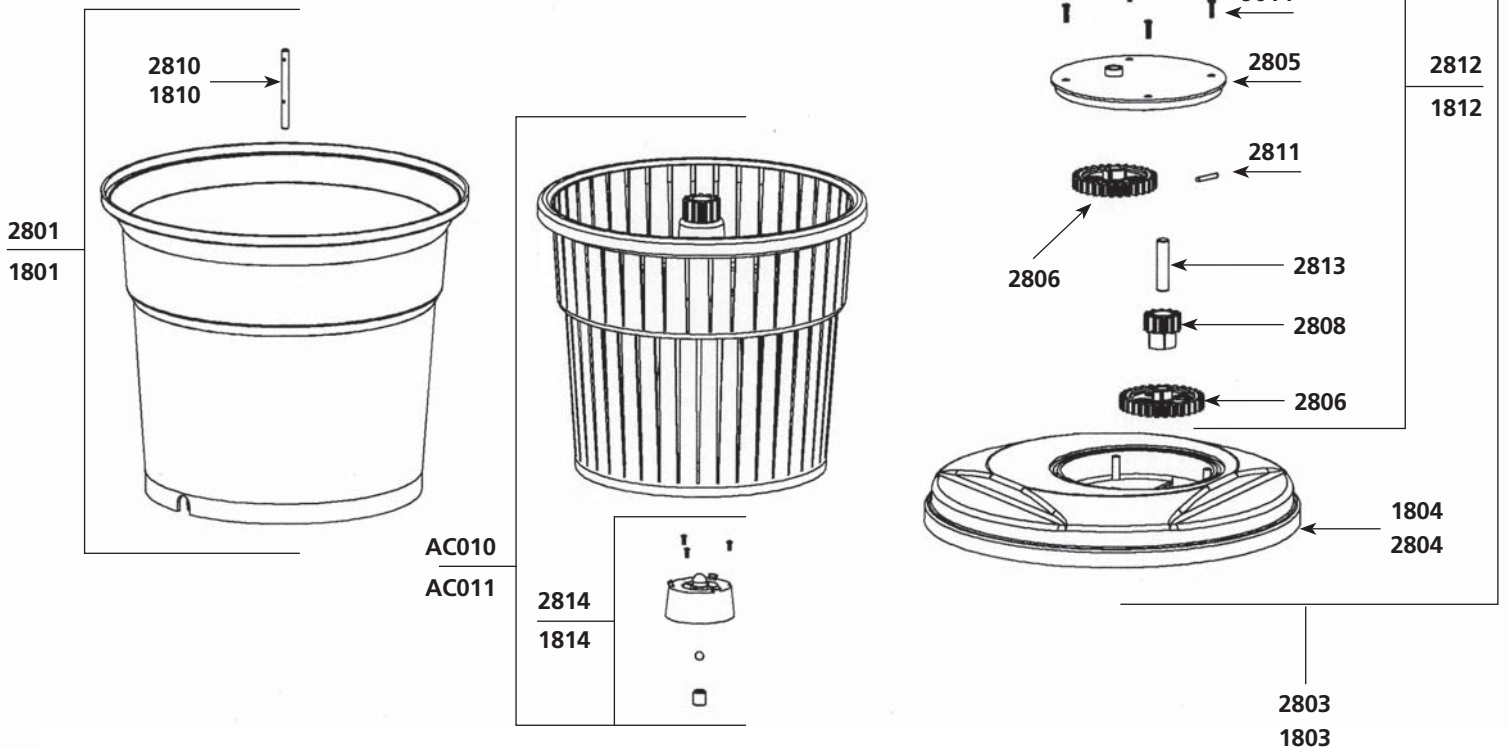
Parts list	Code	List \$ Price
Gear housing protector	3003	8,20
Motor 230 V (+ capacitor)	3004	539,99
Motor 115 V (+ capacitor)	3004.1	422,27
Motor plate	3005	47,83
Small gear	3006	23,90
Axle, big gear	3007	13,48
Capacitor 230V	3008	85,28
Capacitor 115V	3008.1	85,28
Motor screws	079929	1,17



MANUAL SALAD SPINNER SD 99 - SD 92

Parts list	Code	List \$ Price
Outside basket	1801	109,32
Inside basket	P1802	86,80
Complete cover	1803	160,57
Cover w/o small cover, handle & gear	1804	49,22
Handle only	1809	50,56
Axle for outside basket	1810	8,89
Small cover with handle & gear	1812	140,71
Axle	1814	42,37
Small cover (w/o handle & drive gear)	2805	24,07
Perforated drive gear	2806	28,63
Small gear	2808	23,90
Pin	2811	5,47
Axle for drive & small gear	2813	13,30
Set of gears (2806, 2807, 2808, 2811)	2815.1	45,09
Handle screws (4)	9014	0,71
Orange plastic nuts (4)	9014.P	1,41
Stainless steel pins (M4x25) (4)	9014.G	1,62

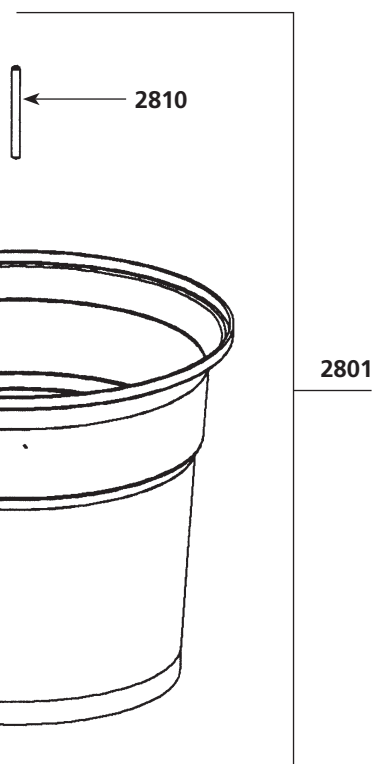
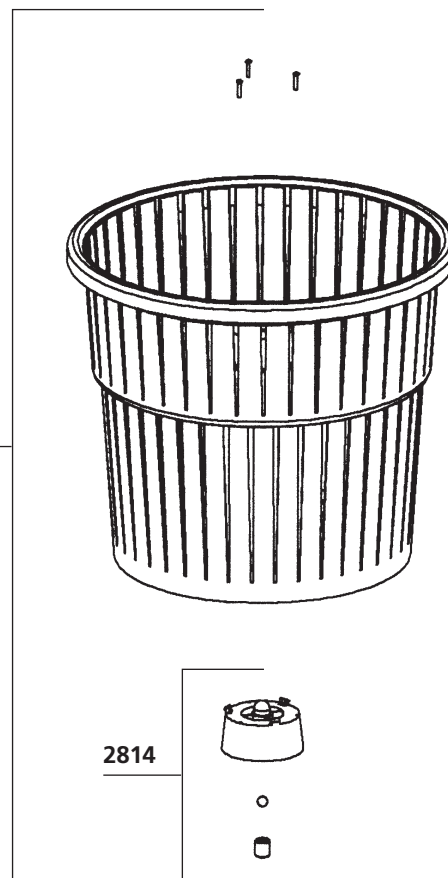
Parts list	Code	List \$ Price
Outside basket	2801	167,30
Inside basket	P2802	102,30
Complete cover	2803	239,09
Cover w/o small cover, handle & gear	2804	68,31
Small cover (w/o handle & drive gear)	2805	24,07
Perforated drive gear	2806	28,63
Small gear	2808	23,90
Handle only	2809	54,69
Axle for outside basket	2810	9,68
Pin	2811	5,47
Small cover with handle & gear	2812	147,54
Axle for drive & small gear	2813	13,30
Axle	2814	44,41
Set of gears (2806, 2807, 2808, 2811)	2815.1	45,09
Handle screws (4)	9014	0,71
Orange plastic nuts (4)	9014.P	1,41
Stainless steel pins (M4x25) (4)	9014.G	1,62

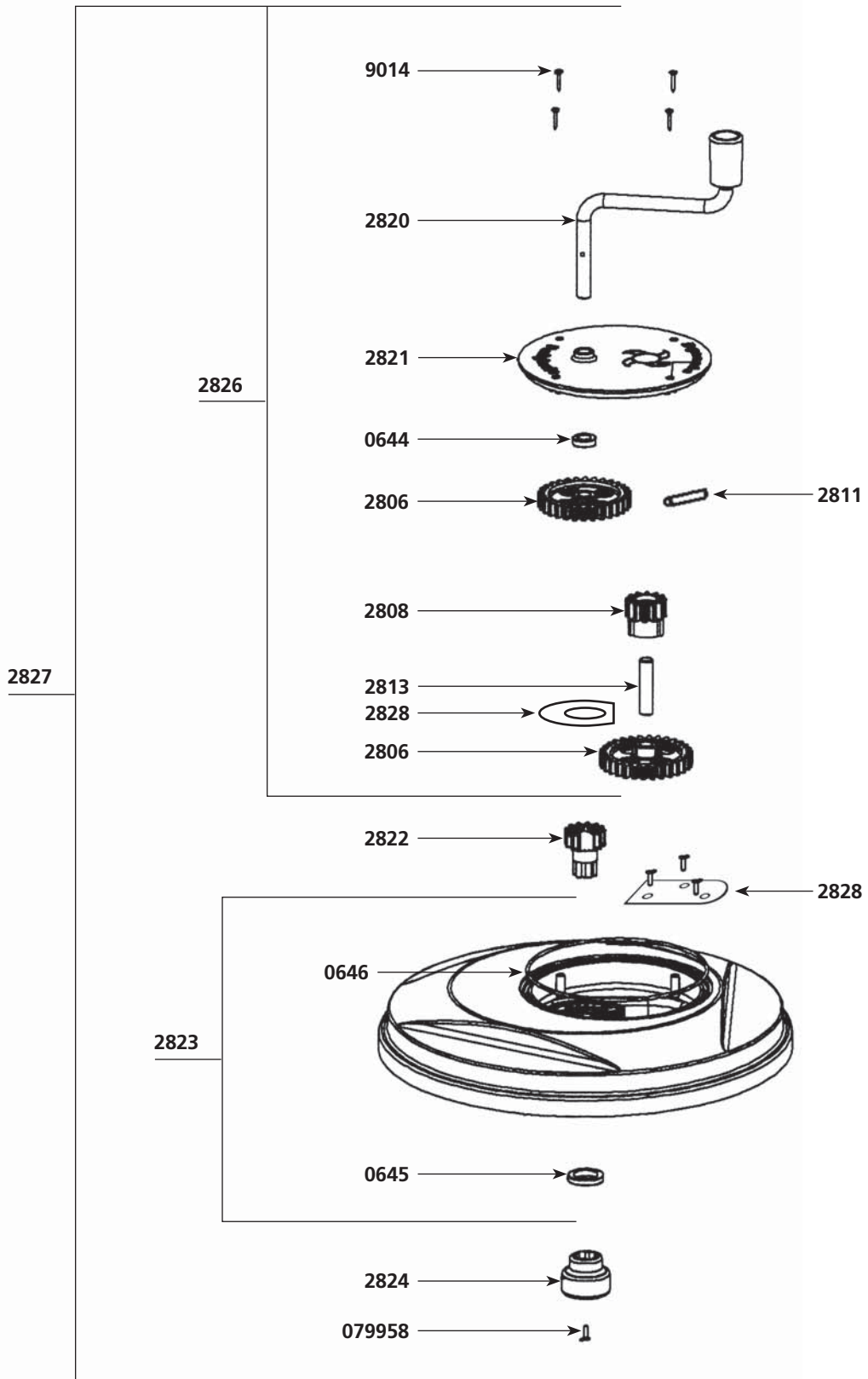


MANUAL SALAD SPINNER SD 92 SC (SEALED COVER)

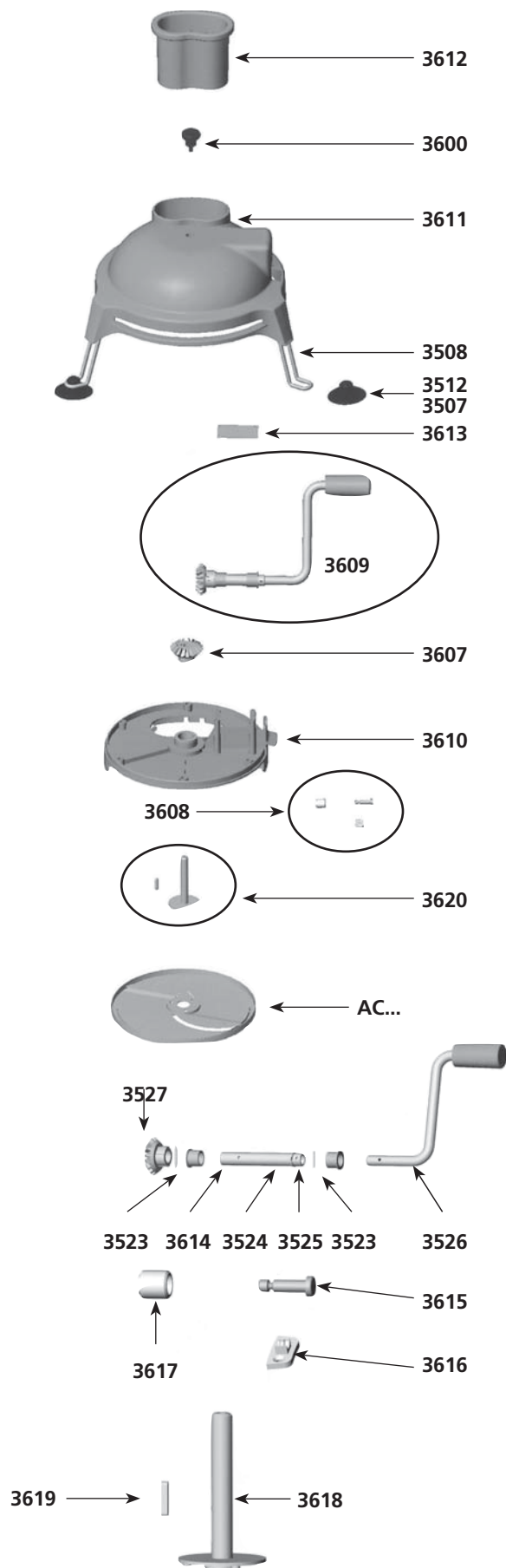
Parts list	Code	List \$ Price
Waterproof seal 14 x 24 x 7	0644	2,87
Waterproof seal 25 x 27 x 6	0645	3,77
O. Ring	0646	2,87
Screws TBF 3.9 x 14	079958	0,26
Outside basket	2801	167,30
Perforated drive gear + pin	2806	28,63
Large gear	2807	21,43
Small gear	2808	23,90
Axle for outside basket	2810	9,68
Pin for large gear	2811	5,47
Axle for drive & small gear	2813	13,30
Axle	2814	44,41
Set of gears (2x2806, 2808, 2811, 2822)	2815.2	80,10
Handle only	2820	54,82
Small cover (w/o handle & drive gear)	2821	24,14
Output small gear	2822	27,71
Equipped cover (O. Ring + Waterproof seal)	2823	74,22
Coupling sleeve	2824	15,95
Inside basket	2825	102,53
Small cover with handle & gear	2826	150,76
Complete cover	2827	293,09
Plate + screws (x 3)	2828	16,15
Screws (4)	9014	0,71

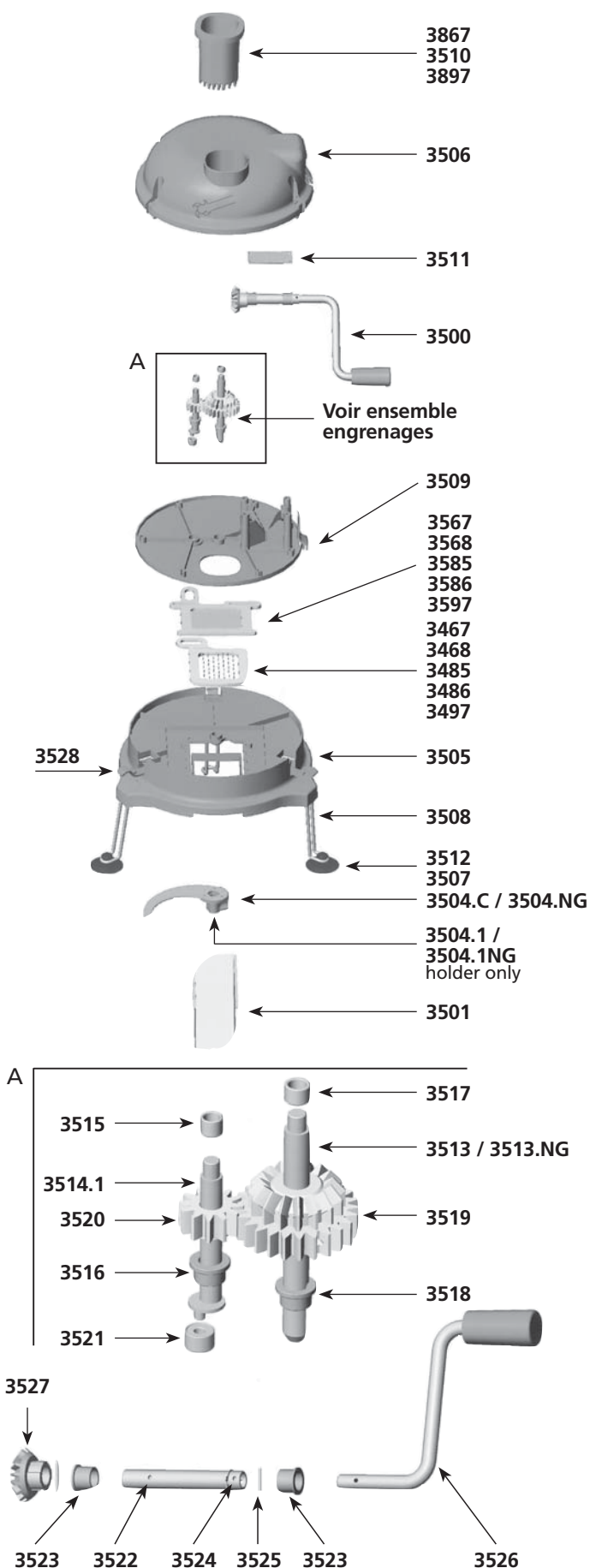
2825





Parts list	Code	List \$ Price
Mounting support (unit)	3507	4,28
Foot	3508	14,58
Suction cup (unit)	3512	10,69
Self-lubricating ring (unit)	3523	8,24
Circlips 18	3524	7,32
Handle pin 4X18	3525	2,19
Crank handle and pin	3526	52,51
Cone shape gear and pin	3527	14,58
Screw on button	3600	10,24
Smooth cone shape gear	3607	12,15
Plastic ball bearings	3608	17,05
Handle (crank) assembly kit	3609	159,44
Lower plate with screws (6) + self-lubricating ring	3610	92,58
Upper cover casing	3611	115,94
Pusher	3612	19,49
Blockage sheet + screws (4)	3613	11,47
Hollow axle	3614	55,74
Roller axle	3615	8,94
Support with screws (2)	3616	3,22
Roller	3617	4,85
Disc holder	3618	102,36
Cutter pin	3619	1,95
Axle assembly for disc holder	3620	104,31

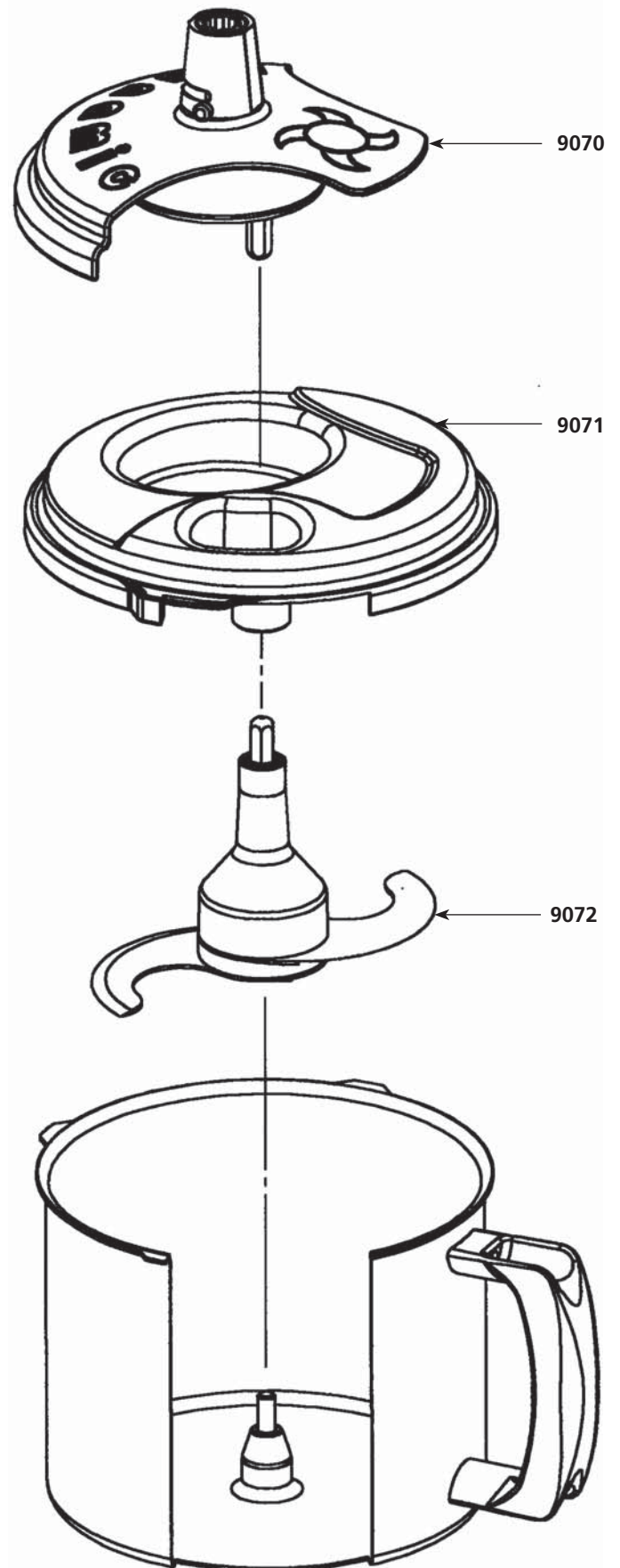


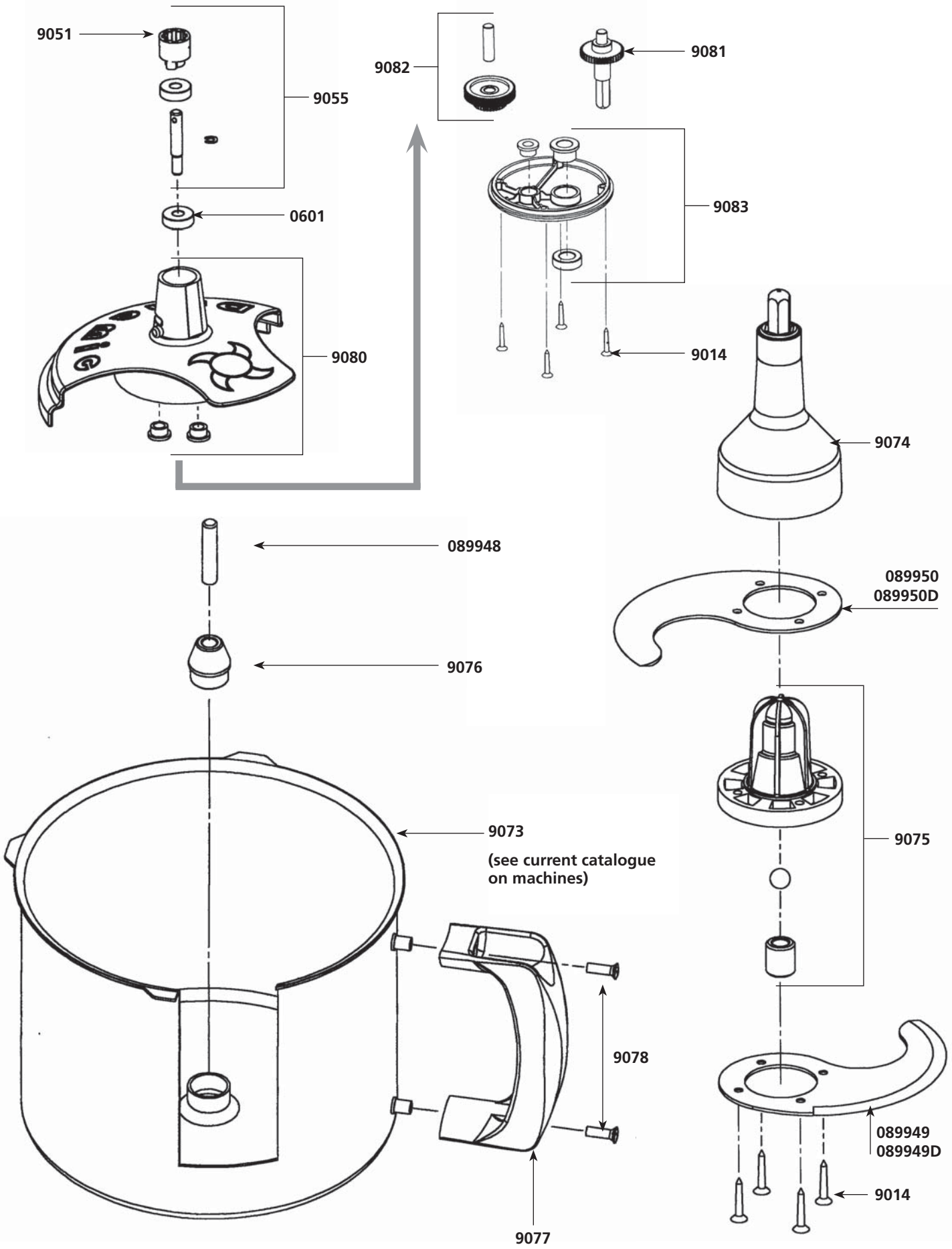


Parts list	Code	List \$ Price
Lower grid 7 mm	3467	119,28
Lower grid 14 mm	3468	119,28
Lower grid 8,5 mm	3485	119,28
Lower grid 17 mm	3486	119,28
Lower grid 10 mm	3497	119,28
Handle assembly kit	3500	167,82
Chute	3501	91,85
Cutter blade complete	3504.C	60,84
Kit cutter blade NG (axle + gear + blade)	3504.K	129,63
Short cutter blade complete - New generation	3504.NG	60,87
Knife plastic holder	3504.1	10,69
Knife plastic holder - New generation	3504.1NG	10,65
Bottom unit	3505	73,04
Top unit w/ seal	3506	116,32
Mounting support (unit)	3507	4,28
Foot	3508	14,58
Intermediate plate assembly	3509	82,79
Pusher 8,5 mm / 17 mm	3510	21,44
Blockage sheet and screws	3511	14,86
Suction cup (unit)	3512	10,69
Cutter blade axle	3513	77,46
Knife driving axle - New generation	3513.NG	77,46
Cutting grid axle + bearings	3514	60,75
Self-lubricating ring 9/12/10	3515	3,75
Self-lubricating ring C12/17/12	3516	6,06
Self-lubricating ring 10/14/10	3517	4,35
Self-lubricating ring C14/18/14	3518	5,77
Double gear and pin	3519	18,38
Right gear and pin	3520	11,09
Ball bearing (unit)	3521	14,90
Hollow axle	3522	66,00
Self-lubricating ring (unit)	3523	8,24
Circlips 18	3524	7,32
Pin	3525	2,19
Crank handle and pin	3526	52,51
Cone shaped gear and pin	3527	14,58
Clips (3)	3528	6,46
Upper grid 7 mm	3567	119,28
Upper grid 14 mm	3568	119,28
Upper grid 8,5 mm	3585	119,28
Upper grid 17 mm	3586	119,28
Upper grid 10 mm	3597	119,28
Pusher 7 mm / 14 mm	3867	21,44
Pusher 10 mm	3897	21,44

DYNACUTTER

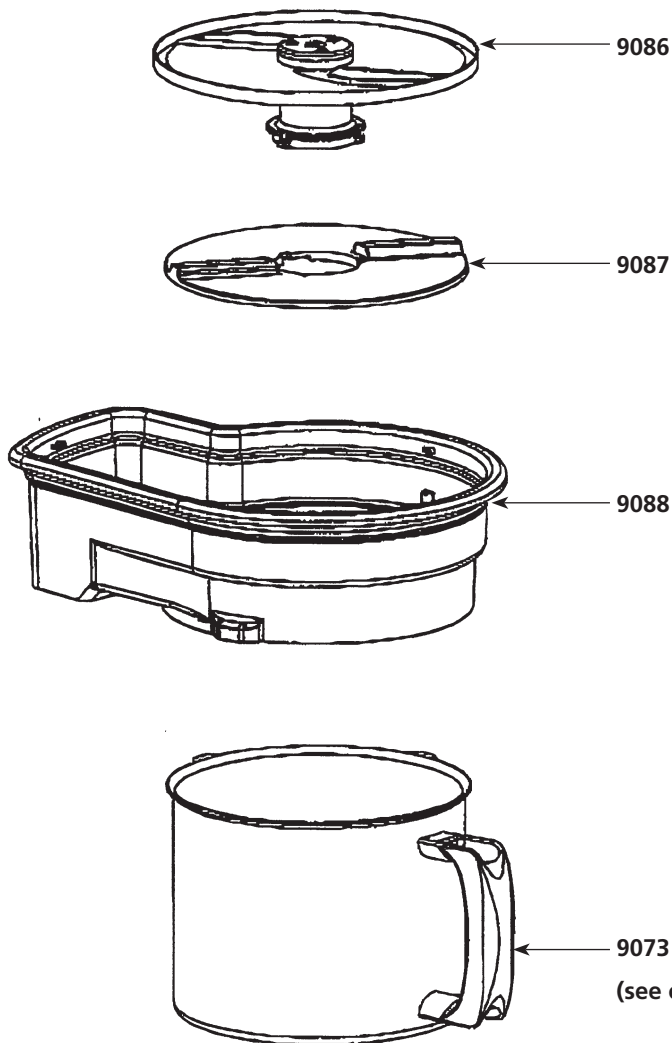
Parts list	Code	List \$ Price
Ball bearing	0601	15,31
Base screws (4)	9014	0,71
Coupling + pin	9051	16,18
Upper shaft assembly	9055	76,80
Complete adaptator	9070	279,26
Cover	9071	98,43
Knife assembly	9072	168,54
Dynacutter Bowl	9073	168,54
Knife cone support	9074	38,29
Inner assembly + ball bearing	9075	19,14
Bowl pivot	9076	17,35
Handle	9077	29,87
Handle screws	9078	3,83
Adaptator + seal + sticker	9080	102,89
Output shaft w/ gear	9081	50,24
Middle gear + shaft	9082	84,96
Complete adaptator base	9083	40,69
Axle 8x40	089948	8,14
Inferior blade	089949	48,07
Inferior serrated blade	089949D	48,07
Superior blade	089950	48,07
Superior serrated blade	089950D	48,07



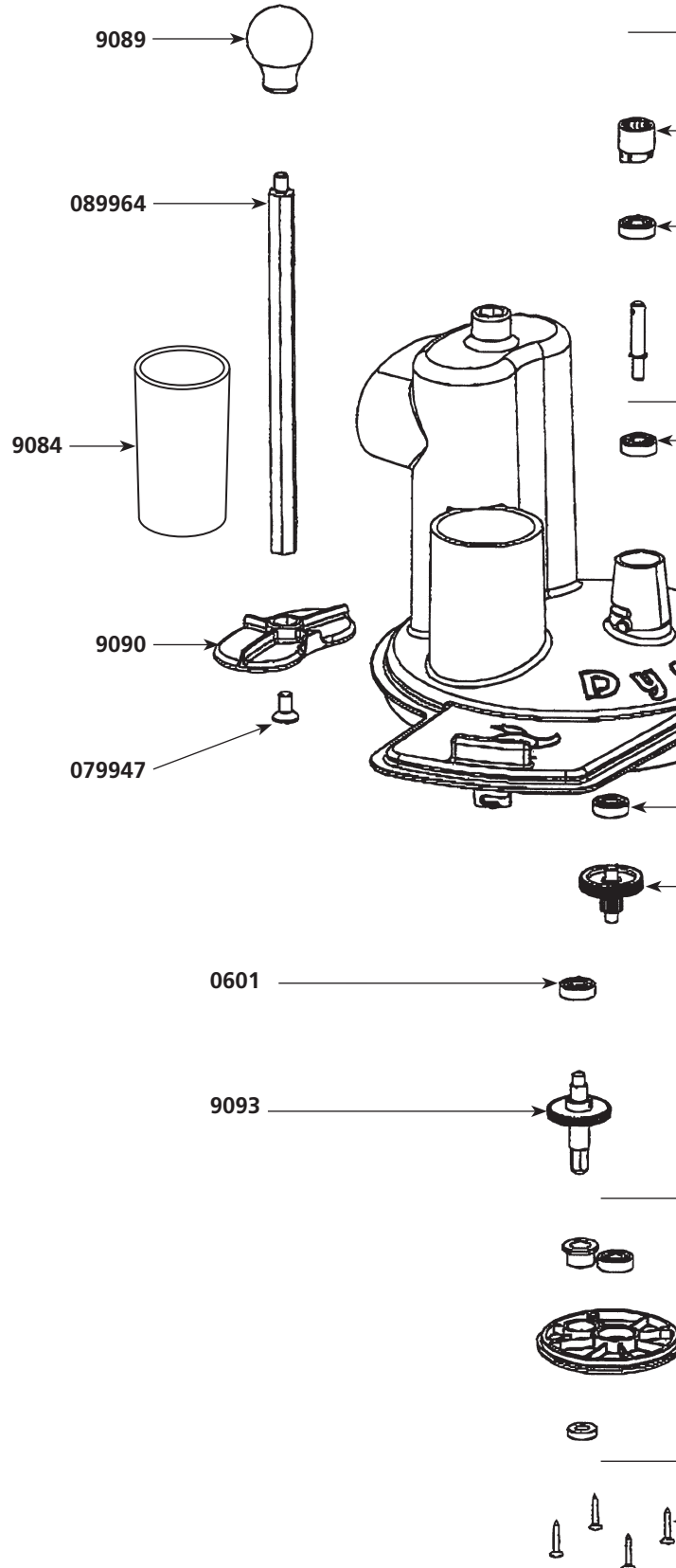


MULTI-FUNCTION FOOD PREP SYSTEM - VS ATTACHMENT

Parts list	Code	List \$ Price
Ball bearing	0601	15,31
Plate screws (4)	9014	0,71
Coupling casing + pin	9051	16,18
Equipped upper shaft	9055	76,80
Dynacutter Bowl	9073	329,60
Round vegetable pusher	9084	61,81
Complete lid	9085	725,61
Slicing disc	9086	75,54
Ejector disc	9087	75,54
Base	9088	240,34
Round shaped handle	9089	43,50
Vegetable pusher	9090	52,64
Lid only	9091	290,70
Intermediate gear	9092	139,63
Output gear + shaft	9093	128,18
Plate + ball bearing	9094	75,54
M8 X 16 screws	079947	5,49
Hexagonal shaft	089964	86,99

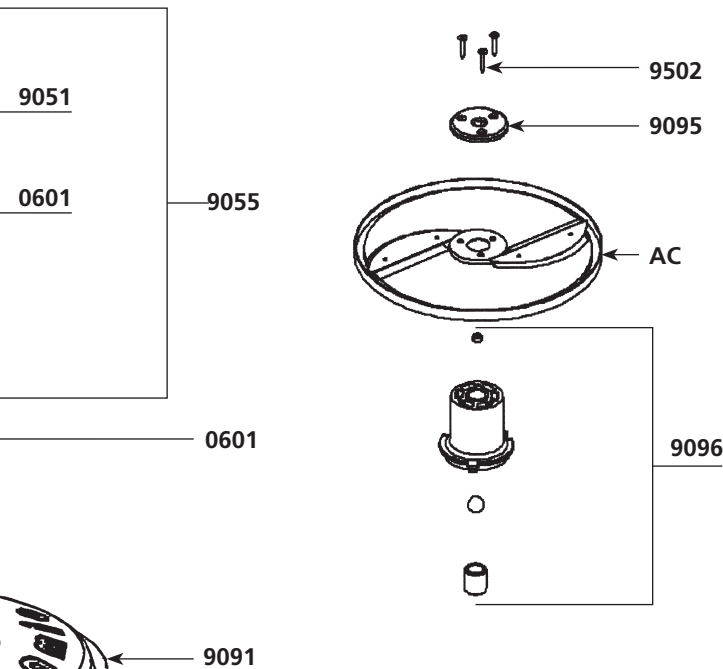


(see current catalogue on machines)



MULTI-FUNCTION FOOD PREP SYSTEM - VS ATTACHMENT

9086 Slicing disc



Parts list

Code List \$ Price

9086 Slicing disc

Coupler screws	9502	0,66
Twelve-sided hub	9095	38,92
Axle for slicing or grating disc	9096	61,81

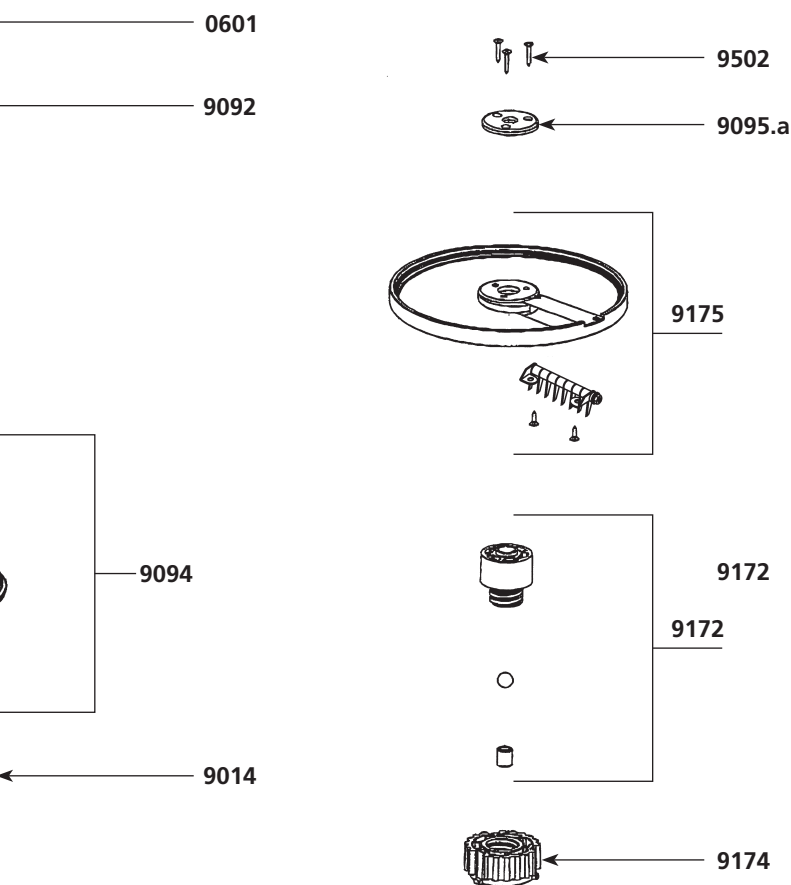
Disc for French Fries

Screws for hexagonal hub	9502	0,66
Hexagonal hub	9095.a	38,92
French Fries disc	9175	189,98
Axle for slicing disc	9172	73,24
Nut	9174	57,22

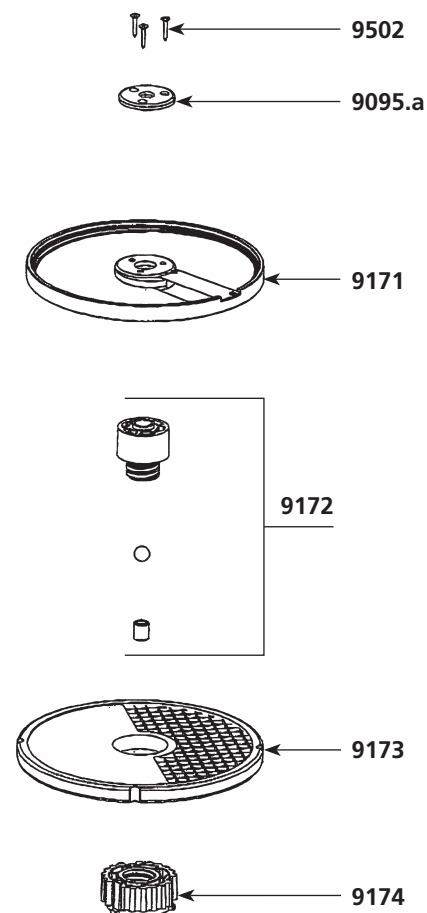
9170 Disc for cubes

Screws for hexagonal hub	9502	0,66
Hexagonal hub	9095.a	38,92
Slicing disc	9171	107,58
Axle for slicing disc	9172	73,24
Cubes disc	9173	121,31
Nut	9174	57,22

Disc for French Fries




9170 Disc for cube



International distribution



Distributed by :



DISTRIBUTION AMERIQUE DU NORD (USA / Canada)

Tel. : +1-800-267-7794 • +1-514-956-0127 • Fax : +1-877-668-6623 • +1-514-956-8983
e-mail : info@dynamicmixers.com

- **USA :**
1320 route 9 # 1352 - Champlain, NY - 12919
web : dynamicmixersusa.com
- **CANADA :**
3227 Boul. Pitfield - Montréal, Québec - H4S-1H3
web : dynamicmixers.ca

